

## **Rules, regulations, and policies for breeding and biotechnology**

Chatzopoulou, Sevasti

*Published in:*  
Shaping our food

*Publication date:*  
2014

*Document Version*  
Publisher's PDF, also known as Version of record

*Citation for published version (APA):*  
Chatzopoulou, S. (2014). Rules, regulations, and policies for breeding and biotechnology. In A. Lehrman (Ed.), *Shaping our food : an overview of crop and livestock breeding* Sveriges lantbruksuniversitet, SLU.


### **General rights**

Copyright and moral rights for the publications made accessible in the public portal are retained by the authors and/or other copyright owners and it is a condition of accessing publications that users recognise and abide by the legal requirements associated with these rights.

- Users may download and print one copy of any publication from the public portal for the purpose of private study or research.
- You may not further distribute the material or use it for any profit-making activity or commercial gain.
- You may freely distribute the URL identifying the publication in the public portal.

### **Take down policy**

If you believe that this document breaches copyright please contact [rucforsk@kb.dk](mailto:rucforsk@kb.dk) providing details, and we will remove access to the work immediately and investigate your claim.



# SHAPING OUR FOOD

– an Overview of Crop and Livestock Breeding





## **Shaping our Food**

– an Overview of Crop and Livestock Breeding



## **Shaping our food** – an overview of crop and livestock breeding

**Editor:** Anna Lehrman

**Authors:** Anna Lehrman, Sevasti Chatzopoulou, Li Feng, Flavio Forabosco, Elisabeth Jonas, Konstantinos Karantininis, Fredrik Levander, Alessandro Nicolìa, Lotta Rydhmer, Helena Röcklinsberg, Per Sandin, Jens Sundström, and Li-Hua Zhu.

**Layout:** Viktor Wrange Design

**Illustrations:** Fredrik Saarkoppel, Kobolt Media AB

**Photo:** Istockphoto.com (unless otherwise is specified)

**Citation:** Lehrman, A. (ed.). 2014. Shaping our food – an overview of crop and livestock breeding. Uppsala, SLU. Ebook, ISBN 978-91-637-5757-0

This book is also available in Swedish: Framtidens mat – om husdjursavel och växtförädling:

[www.slu.se/shapingourfood](http://www.slu.se/shapingourfood)



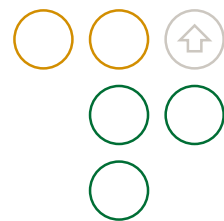
Try out the interactive menu  
to navigate in the book

This button brings  
you back to  
the Contents page!

# Contents

5	<b>Preface</b>
7	<b>The history of breeding</b>
15	<b>The building blocks of life</b>
15	Chromosomes
15	Genes and proteins
17	Genetic change
17	Reproduction
18	Mutations
18	Genotype and phenotype
19	Genes and the environment
19	Epigenetics
21	<b>Breeding methods</b>
21	Animal breeding
21	Breeding goal
22	Breeding value
24	Crossbreeding
26	Artificial insemination
26	Embryo transfer
27	Cloning
28	Molecular selection
31	Genetic modification in animals
32	Plant breeding
33	Breeding systems
37	Mutation breeding
37	Chromosome doubling
37	Plant tissue culture
38	Molecular selection
39	Genetic engineering
49	<b>Products developed through genetic modification</b>
50	Genetically modified crops
54	Genetically modified microbes
56	Genetically modified animals
61	<b>Ethics of breeding</b>
61	Ethics in animal breeding
63	Ethics in plant breeding
67	<b>Rules, regulations, and policies for breeding and biotechnology</b>
69	Contained use
69	Deliberate release
70	Commercial usage
72	Labelling and traceability
73	Coexistence
75	<b>Economic value of GM crops</b>
79	<b>Mistra Biotech</b>
80	<b>Further reading</b>
82	<b>Glossary</b>





# Preface

**The domestication** of plants and animals is a long and on-going process that has shaped not only the domesticated species and the landscape, but also the humans who have domesticated them. For example, the evolution of our immune system has been strongly influenced by the close contact between humans and domestic animals. The changes in domesticated species have been dramatic, from the wild Red Junglefowl hen raising two clutches of 10 chicks per year to today's laying hen producing more than 300 eggs per year. In one hundred years the average wheat yield has increased from 2 tonnes per hectare to 6 tonnes per hectare in many European countries. Although part of this increase is due to management techniques, fertilizers, and pesticides, the genetic component of such progress has been substantial.

With an increased knowledge of evolution, the understanding of heredity, and the discovery of chromosomes and genes, we have gone from unintentional selection to advanced breeding programmes. Our ever-increasing knowledge of the mechanisms behind different traits can

be used to customize the sources of our food. Thanks to these breeding programmes, we now have access to healthier livestock and crops, and are producing milk, meat, and grain at levels our ancestors could only have dreamed of.

With this book we wish to provide an overview of the methods and techniques used in the domestication and development of new agricultural crop varieties and breeds of livestock. We also give examples of the economic aspects, legislation, and different ethical views on the use of biotechnology in crop and animal breeding and give an overview of products produced through genetic modification.

*This book is published within the Mistra Biotech research programme that is financed by the Swedish Foundation for Strategic Environmental Research (Mistra) and the Swedish University of Agricultural Sciences (SLU). We are grateful to Inger Åhman and Marie Nyman for helpful comments on the manuscript.*

FUNDED BY

 **MISTRA**  
The Swedish Foundation for  
Strategic Environmental Research

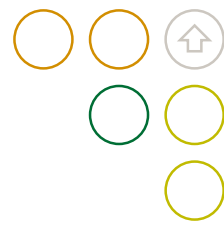




*Agricultural scene from the tomb of Nakht in Egypt (14th century B.C.).*

#### **7000-9000 BC**

Start of collecting and sowing seeds, and domestication of large mammals



# The history of breeding

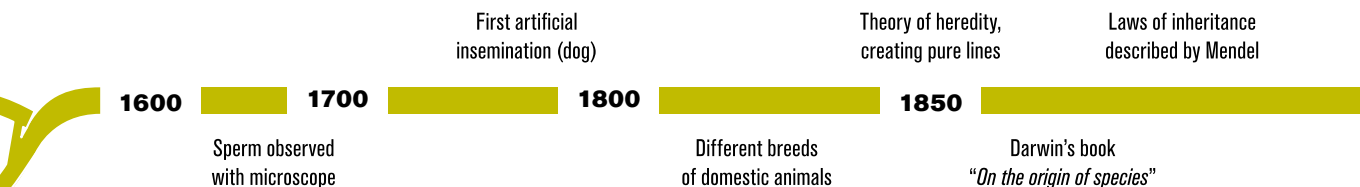
**Plant breeding began** unintentionally about 7000–9000 B.C. when people began sowing seeds instead of just collecting seeds from wild plants. The plants that yielded a better harvest were the ones that were propagated year after year, and thus natural selection was replaced with artificial selection by human hands. With the change from a nomadic lifestyle to one of village life based on plant cultivation, hunting in the areas around the villages decreased the wild animal populations and motivated the husbandry of mammals and poultry. The first animal to be domesticated was the dog, some 10,000 years ago. Fear of humans and aggressive behaviour were probably the first traits to be selected against. As humans started to choose parent animals, traits such as body size could also be selected for.

One of the most problematic traits when domesticating a crop is seed shattering in which mature seeds drop to the ground or are dispersed by the wind or by animals. This trait is crucial for survival in the wild but is useless when trying to harvest the crop. Consequently, seed shattering was one of the first traits to be selected against in the early stages of crop domestication. Collection of seeds from superior plants continued and agriculture evolved. Irrigation, removal of weeds, and fertilization altered plants

even further from their wild relatives because they no longer had to compete for water, sun, space, and nutrients. However, it would be a very long time before we began to understand the mechanisms behind these changes.

In the middle of the 19th century, the theory of heredity was presented and it was discovered that “pure lines” of crops could be created by inbreeding (see page 34). At the same time, Gregor Mendel showed that traits such as seed shape, seed colour, and plant height are inherited in a specific pattern in peas. Unfortunately, it was not until 40 years after his discoveries that the importance of his work was realized. In contrast, the entire edition of Darwin’s book *On the Origin of Species* was sold out shortly after it was printed in 1859. Darwin understood that traits important for survival and reproduction are inherited, that there is a variation in the ability to survive and reproduce, and that there is a limitation in resources so that not all individuals that are born will survive. By combining these three insights, he could explain the principles of evolution as well as the selection of domesticated species even though he did not know about genes.

As more controlled crossings between breeds or varieties were made, the phenomenon of heterosis, or hybrid vigour, was discovered. Heterosis is when the progeny of a cross





outperform both parents, and this effect is for example noticeable in traits related to disease resistance in animals and to biomass in plants. A decade after the discovery of heterosis, the fact that many traits depend on many genes, so called quantitative traits, was understood and statistical models were developed to account for such traits in livestock breeding.

As with evolution, breeding is dependent on genetic variation and the recombination of genes. However, genetic variation can be more or less restricted, especially in crops. Also, a desired trait might be closely connected to undesirable traits and, therefore, selection for a desirable trait can result in selection for undesirable traits as well. The discovery that the mutation rate could be increased has become a useful tool in plant breeding. The use of X-rays and toxins can increase mutation rates by thousands of fold. Few of the plants will survive such treatment, but with a bit of luck one can get rid of bad traits or acquire new traits in those that do survive, hopefully without detrimental changes to the rest of the genome. Most of the barley varieties currently under cultivation have genes that have been changed by induced mutation, and today there are over 2,500 known plant varieties that have been developed by induced mutation.

In animals, such a method of breeding is not possible due to both ethical and economic concerns. Instead, a system of data collection and statistical analysis was developed to separate the



*Gregor Mendel, known as the “father of modern genetics”, cultivated about 29,000 pea plants during his studies on inheritance. Photo: Wikimedia Commons.*

effects of the environment on the desired traits from the effects of the genes. This enabled the estimation of “breeding values” for all animals. Since then, animal breeding has been dependent on statistical analysis and has benefitted from increasing amounts of data and the development of powerful computers.

The numbers of offspring are low among animals compared to plants, but with artificial insemination (AI) breeders found an effective way get many more offspring from one male than would be possible for natural mating. The

Commercial crop bred  
from a controlled cross

Plant cell  
culture

Heterosis (hybrid  
vigour) discovered

Haber & Bosch's method  
for nitrogen fixation

**1900**

**1910**

Crop bred for disease  
resistance through  
controlled cross

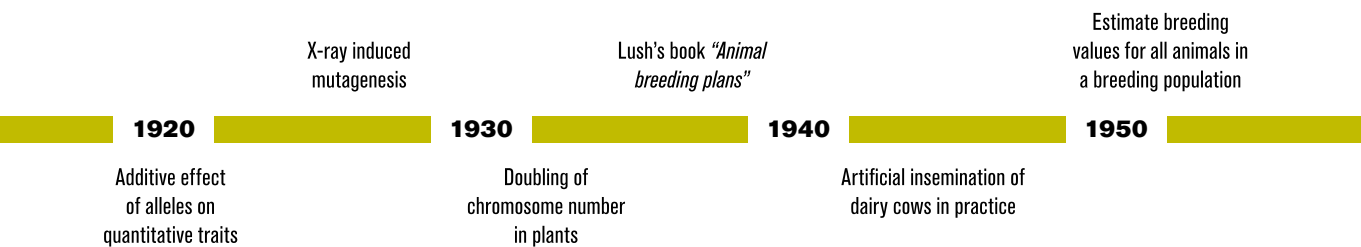
Plant embryogenic  
cell culture

Role of chromosomes  
(carrying genes) described



Photo: Anna Lehman, SLU

Plant tissue culture is a method where plant tissues can be induced to regenerate a new plant. This is an important tool in plant breeding.





first AI experiments were performed in dogs in 1780, but it was not until the beginning of the 20th century that the method was developed for practical use.

Spontaneous chromosome doubling, which often results in larger plants, had been noticed in

Photo: Anna Lehrman, SLU



*There are many examples of polyploid plants in nature. With colchicine, breeders can increase the number of chromosomes in crops, such as the red clover shown here.*

wild species, but it was not until the beginning of the 1930s that a substance called colchicine was found to stop the chromosomes from separating prior to cell division. Now breeders had a tool

with which they could increase the number of chromosomes in crops and thereby produce larger plants.

In parallel with the breakthroughs in genetic research, the first steps were taken toward growing plants from cells in a growth medium, i.e., tissue culturing, which has become an important technique in modern plant breeding. Two major advances were test tube fertilization, which overcame barriers of sexual reproduction, and the ability to regenerate plants from single somatic cells (non-germ cells), which meant that small amounts of tissue could be used to raise thousands of plants.

Because Mendel studied qualitative traits – such as colour and seed shape – that are governed by a few genes and Darwin studied quantitative traits – such as growth rate – that are governed by many genes, their theories at first seemed to be in conflict. It was not until the 1930s that scientists began to understand how traits are inherited. With the discovery that genetic material is carried by deoxyribonucleic acid (DNA), and the structure of the molecule, pieces fell into place.

Years earlier, the ability to fixate nitrogen from the air was discovered, but this knowledge was used to produce explosives during World War I before it came to be used for producing fertilizers on a large scale. Fertilizers had a huge impact on agriculture and plant breeding, and the green revolution with modern agricultural production techniques had begun. Norman

DNA molecule  
described

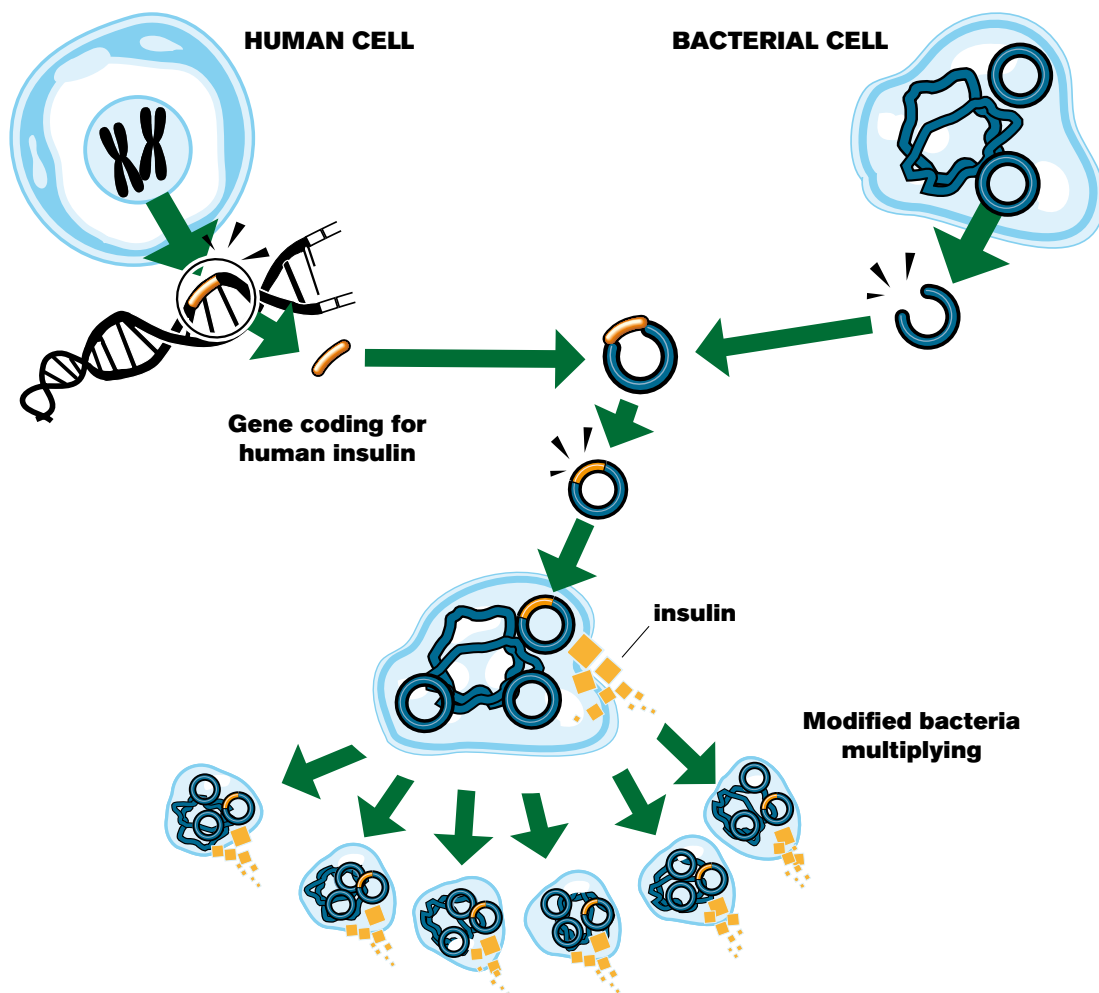
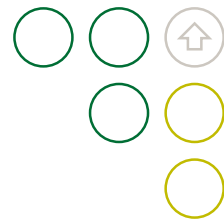
Barley with  
induced mutations

Description of the  
genetic code

1960

Crops tolerant to  
herbicides  
developed

Test tube fertilisation  
between sexually  
incompatible plants



*The first organism to be genetically modified was a bacterium. Today, insulin is produced by bacteria that have had the gene coding for insulin inserted into a plasmid (a small circular piece of DNA).*

Restriction enzymes  
discovered

First genetically modified  
organism (bacterium)

Site-directed  
mutagenesis developed

**1970**

Embryo transfer  
in cattle

Somatic hybridisation  
(cells from different species)  
in plants

Use soil bacteria  
to insert new  
DNA into plants

**1980**



Borlaug developed improved wheat varieties, and the increased use of herbicides also provided incentives to breed for herbicide tolerant crops.

In the beginning of the 1970s, cells from two tobacco species were fused and the first somatic hybrid plant was produced. The knowledge about cell functions and gene regulation increased, and with the ability to use restriction enzymes, the cell's built-in "scissors", came the ability to cut specific genes out of the DNA. This was one important tool that led to the construction of the first recombinant organisms, including the transgenic bacteria that still provide us with insulin today.

In the beginning of the 1980s, researchers managed to create the first transgenic plant, a tobacco plant, with the help of the soil bacterium *Agrobacterium tumefaciens*. In nature, this bacterium causes plants to grow tumours by inserting its DNA into the plant's genome, but now those genes could be replaced by any other gene of interest. Not all plant species were susceptible to infection by the bacterium, so other methods were developed such as the gene gun with which the desired DNA could be shot into the plant. Soon genetically modified (GM) plants appeared around the world, first in field trials then as commercial crops.

At the same time, AI of sows became routine and methods for embryo transfer were established in dairy cows to enable those with the best breeding values to produce more calves. The first GM animal was a mouse that received

genes important for growth from a rat, but the application of GM technology for commercial breeding of farm animals has been limited, for ethical and economic reasons. In animal breeding, researchers have focused on estimation of breeding values and the use of gene maps that provide information about the location and arrangement of specific genes on a particular chromosome (see page 28). The gene maps are full of genetic markers that do not themselves govern any particular traits but can be used for selection if they are located close to genes that do affect important traits. Today, selection with the assistance of one or multiple genetic markers is used both in plant and animal breeding. Since the first farm animal (the chicken) had its full genome mapped (i.e., its entire DNA sequence was described), most of the domesticated livestock species have had their genomes mapped.

The first steps from the random mutation breeding by radiation or chemicals to precise alterations through site-directed mutagenesis were taken about 40 years ago, but it has only been in recent years that these new methods have been sufficiently refined for use in commercial applications. However, public acceptance of the use of gene technology in agriculture has not been as large as for medical applications.

Insulin producing  
bacteria commercialised

First genetically  
modified animals

First GM domestic  
animal (pig)

**1980**

Calf born  
from *in vitro*  
fertilisation

Gene maps  
for animals

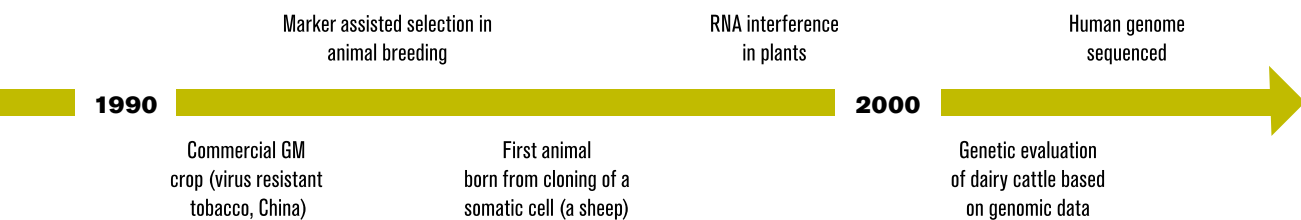
PCR technique for  
fast amplification  
of DNA

Field trial  
with a GM crop

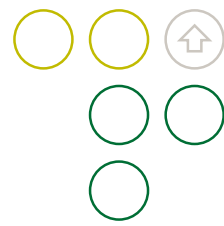
Biolistic "gene-gun"  
to insert new  
DNA into plants



*A herbicide tolerant tobacco plant was the first genetically modified plant to be grown in field trials (1986).*







# The building blocks of life

**Why do we** and all the plants, animals, and other organisms around us look and behave the way we do? In this chapter, we briefly explain the structures and mechanisms that are the basis for living organisms and focus particularly on plants and mammals.

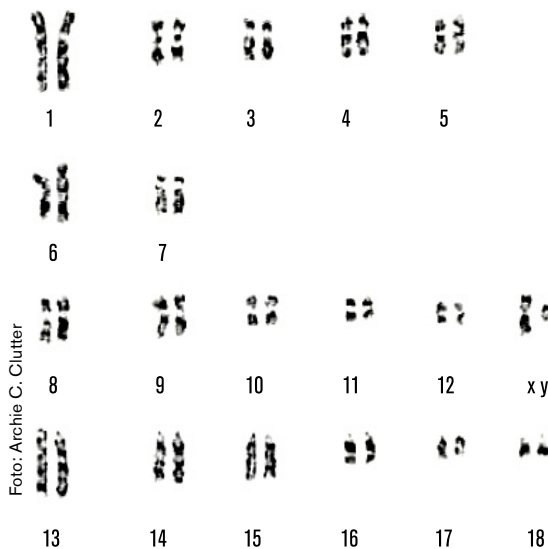
## CHROMOSOMES

One can find flower seeds tinier than the period at the end of this sentence. In these seeds, just like in animal cells, one finds the genome, that is, all of the genes. They make the seed germinate and grow into a plant with a specific size and shape that thrives in a specific environment, flowers at a certain time, and has a certain scent. All of the information that is needed to regulate the plant's life has to be stored in that seed.

Genes are arranged in structures called chromosomes that, in mammals, come in

pairs. Such organisms are known as diploids. For example, the domesticated pig has 19 chromosome pairs with each pair consisting of one chromosome from the father and one chromosome from the mother. Genes governing the same traits on corresponding chromosomes are called alleles. In a homozygote, the alleles are the same on both chromosomes and in a heterozygote the two alleles are different. How the different alleles together affect a trait depends on whether the individual alleles are dominant or recessive (such as the case for brown or blue eyes) or if they have an additive effect (such as the case for height) (see also the section *Genotype and phenotype* on page 18).

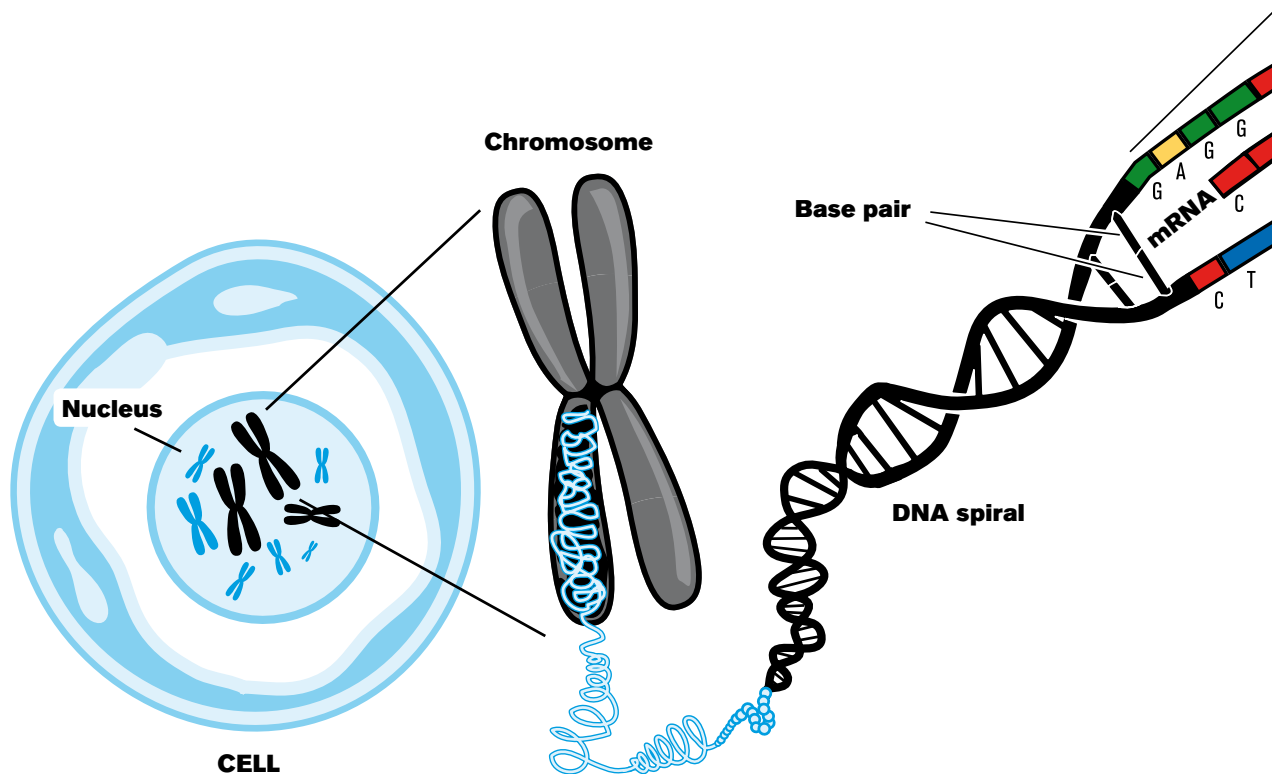
Many plants have more than two sets of chromosomes, that is, they are polyploids. Autopolyploids are the result of chromosome doubling within the same species, and an allopolyploid is a result of chromosome doubling through a combination of two different species. For example, durum wheat is allotetraploid (it has two sets of paired chromosomes) that originated from a hybridisation between wild grasses. A hybridisation between durum wheat and some wild diploid grass resulted in today's hexaploid bread wheat that carries three sets of paired chromosomes.



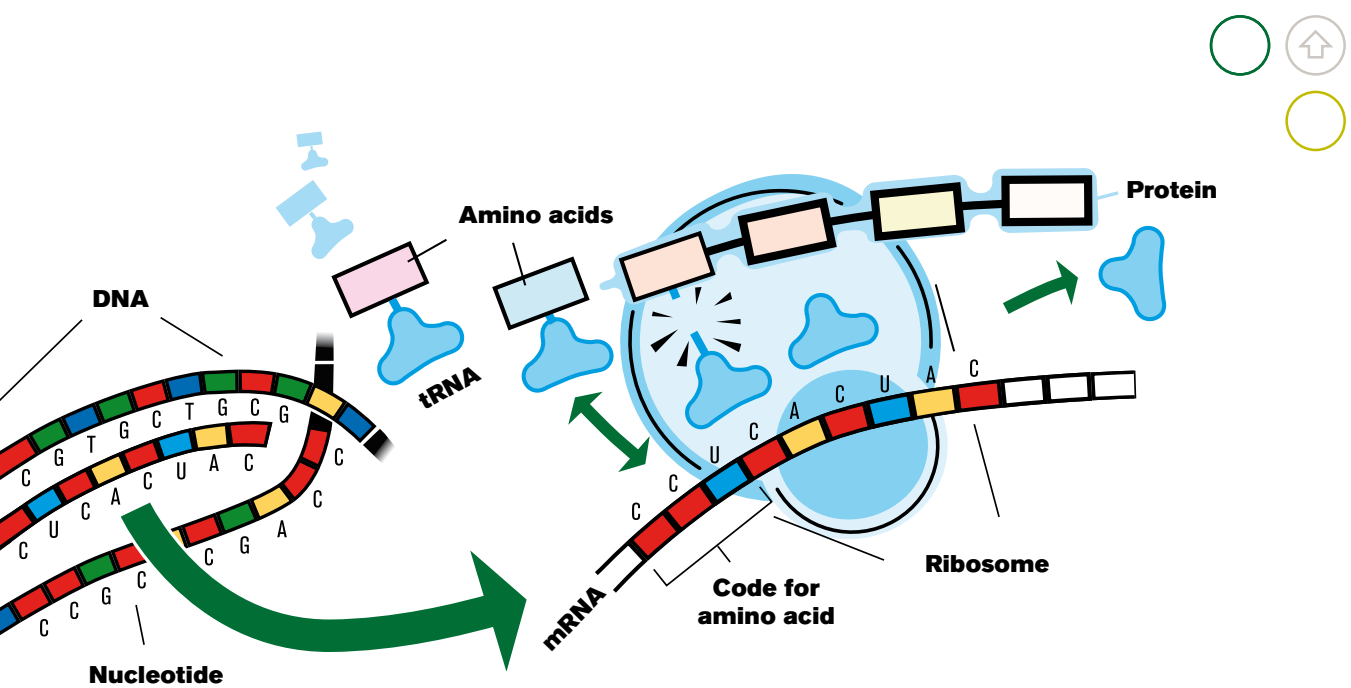
*Pigs have 38 chromosomes, 19 from each parent.*

## GENES AND PROTEINS

As stated above, genes are made up of DNA. DNA comes as a double helix and looks like a spiral-shaped ladder where every rung is made up of pairs of the four nucleic acids adenine (A), guanine (G), cytosine (C), and thymine (T). The nucleotides are often referred to as the “bases” of the DNA. The A nucleotide is always paired opposite a T and the C nucleotide is always paired opposite a G such that the two strands of the “ladder” are the mirror of each other.



DNA is tightly packed into chromosomes by proteins. These proteins can unwrap the chromosome to expose the bare DNA strands and allow the transcription machinery to copy it in a very precise manner. Using one of the DNA strands as a template, an enzyme constructs a messenger ribonucleic acid (mRNA) molecule. The mRNA differs from the DNA in that it is single stranded and instead of thymine it contains uracil. The mRNA is translated into a protein by another set of protein molecules. Sophisticated modulations and regulations at this level are unique to complex organisms like animals and plants compared to simple organisms such as bacteria. The mRNA is translated, according to the genetic code, into a specific sequence of amino acids that are then folded into a functional protein.



The order in which the bases appear determines which amino acid they code for. The code for an amino acid is made up of three bases. For example, the three bases AAG code for lysine.

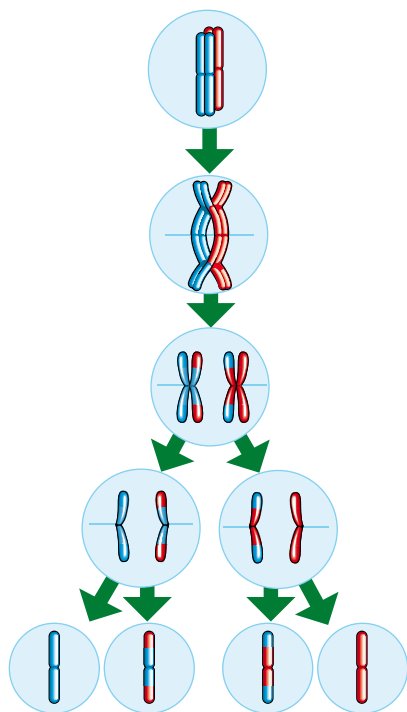
Proteins are responsible for almost all processes that occur in all living organisms, for example, enzymes and many hormones are proteins and muscles consist mostly of protein. Proteins are built of amino acids and it is the unique combination and sequence of the amino acids that determines the structure and properties of the protein such as its heat sensitivity, if it binds to other specific proteins, or if its shape and function are altered with changes in pH.

## GENETIC CHANGE

The success of all species in terms of survival and propagation depends on their ability to adapt to new and changing environments. High genetic diversity increases the probability that some of the individuals in a population will have characteristics that are advantageous in certain environments and, therefore, will be better able to cope with changes in the environment than other individuals. Mutations and recombination between the chromosomes lead to the genetic diversity that is crucial for evolution.

## REPRODUCTION

Genes code for the production of proteins and they transfer this information to the new cells when cells divide. Unicellular organisms like bacteria reproduce by a simple cell division. Bacterial genes are arranged on a single circular chromosome as well as on small rings of DNA or RNA called plasmids. Animals and plants, on the other hand, are built of many cells each having specialized functions, and some of these are specialized reproductive cells known as gametes. These cells are formed in two steps. In the first step, each chromosome is copied and the two doubled chromosomes (for a diploid organism) are lined up next to each other. At this stage pieces of the DNA strands on the corresponding chromosomes can switch place with one another in a process known as recombination. This crossover process results in offspring with a genetic makeup that is different from both of the parents. In the second step, the chromosome pairs move in separate directions after which the cell divides once and then a second time resulting in gametes with half the number of chromosomes. In a diploid species, the gametes will have just one of each chromosome. When the female gamete is fertilized by the male gamete, the new



*Recombination of genes during meiosis. When the gametes (sperm and egg cells in animals) are formed, each chromosome pair exchanges some parts of their DNA before they separate. Which parts of the chromosomes recombine varies, and sometimes the exchange is imbalanced and this can have detrimental effects on the organism.*

individual receives half of the mother's genetic makeup and half of the father's to create a new individual with a unique set of genes.

There are examples of animals that can reproduce asexually, such as aphids, and many plants can multiply vegetatively (i.e., non-sexually) through bulbs (garlic), tubers (potatoes), or stolons/runners (strawberries).

## MUTATIONS

Any of the bases A, T, C, or G can be exchanged for another base and this is known as a mutation. For this mutation to have any effect, the base has to be located in a gene or a region that is involved in the expression of a gene. In addition,

the change in the base has to change the amino acid that is coded for. Also if the amino acid is changed, such a change must alter the protein's function in some way for the mutation to have an effect. Most mutations in the genome are repaired by the cell, but if a mutation occurs in a gamete and is not repaired the change will be inherited in the next generation.

Many mutations in gametes are harmful, and some are so harmful that the offspring never develops. Even so, mutations are crucial for the process of evolution, and a small portion of these mutations are beneficial for the individual organism's ability to survive and reproduce.

Depending on to what extent the mutation affects the individual's fitness, the new allele might become more and more common in the population with each generation. Established mutations in combination with the mixing of the parents' chromosomes and the recombination of genes, increases the variation in traits. This helps populations of organisms adapt to new conditions because these genetic variations often result in some individuals that manage better in the new environment. If a population is isolated, this development might eventually result in the establishment of a new species. In breeding, humans make use of such genetic variation to make selections based on which traits are preferred in crops and livestock.

## GENOTYPE AND PHENOTYPE

An organism's genetic makeup is called its genotype. An organism's appearance is called its phenotype. The genotype can include many genes with "hidden" effects such as recessive alleles in a heterozygote, thus two individuals that look the same can have different genotypes. For example, two black sheep can have the same phenotype – they both have black wool – but one can have the genotype BB and the other can have the genotype Bb. In this case, the B (black) allele is dominant over the recessive b (brown)

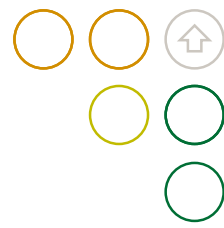


Photo: Lya Cattel



*The allele for black colour in sheep is dominant over the allele for brown. That is why black sheep are more common.*

allele. This means that a sheep has to get the “b” allele from both its parents (it would need to have a bb genotype) in order to have brown wool. Most traits are more complex than this and are based on the interactions of several genes that can lead to a wide variety of phenotypes.

Many traits are governed by numerous genes with additive effects, and this results in offspring that have phenotypes that are combinations or intermediates between those of the parents. Most of the phenotypic traits are inherited in this way and it is not possible to distinguish specific genotypes by simply looking at an individual. Instead, one can only estimate the genotype based on the organism’s phenotype and the phenotypes of its relatives. To make it even more complicated, the phenotype is often also affected by environmental factors.

## GENES AND THE ENVIRONMENT

The phenotype of an organism cannot be explained solely by the genotype of the organism. In fact, the observed phenotypic trait is often the result of the expression of the genes influenced by a given environment. For some traits this expression is quite stable across a wide range of environments, but other traits show considerable

variation with specific environments. When a genotype results in different phenotypes in different environments, this is called a “Genotype by Environment” interaction. For example, such interactions can be relevant for the maternal behaviour of sows. Perhaps the sow with the best genotype for maternal ability in an intensive indoor production system is not the best sow in a free-range system. In another example, when new spruce trees are planted in the forest the genotypes of the plants are chosen depending on the region of the forest the trees are planted in. For some traits it is easy to predict the offspring’s properties based on the parents, but for other traits such predictions can be very difficult due to the influence of environmental effects.

## EPIGENETICS

Epigenetics is a relatively new and flourishing research area. In the field of epigenetics, researchers investigate heritable, but reversible, changes in gene expression that are not caused by changes in the DNA sequence. In all living organisms, parts of the genome are switched on and off at specific times in different tissues and cells and during different developmental stages. This regulation is accomplished by an array of chemical reactions, and in some cases these changes are carried into the new cells after cell division and thus into the next generation. Such heritability of epigenetic regulation is considered to be an important mechanism by which many species can rapidly adapt to changes in their environment. Epigenetic changes can, for example, take place during the first steps of gene regulation during the unfolding of the packed chromosomal DNA or by the addition of methyl groups to the DNA. From a breeder’s point of view, it is important to understand which alleles behave in this epigenetic fashion because they will not be inherited in the classic Mendelian manner and this will hamper the ability to link such alleles to different traits.



Photo: Jenny Svernnäs-Gillner, SLU



# Breeding methods

**As described** in the first chapter, humans have been breeding plants and animals more or less intentionally for a very long time. With increased knowledge about how traits are inherited, a better understanding of molecular genetics, and the availability of powerful computers and statistical software, new breeding methods and technologies have been developed.

## ANIMAL BREEDING

There are two basic questions that animal breeders must ask. The first question is to define the breeding goals: “Which animal is the best animal?” Is it the cow that produces more milk, the one that lives longer, or the one that combines high milk production with good hoof health? Is it the sow that produces a larger litter, or the one that has more teats, or maybe the one with the best nursing behaviour? These questions are open to debate, and no one has all the answers, but they address the breeding goal and provide the direction of the selection that will affect the characteristics of the animals. The second question is, “How can we identify the best animals in order to improve future generations?” This question involves knowledge of animal breeding and genetic principles. This chapter will give some answers to both questions.

Animal breeding is a long-term, multi-step process that aims to improve future animal populations. For successful breeding it is important to study the genetics of traits and to address the question of to what extent the variation in a trait between individuals depends on the effects of various genes. This describes the “heritability” of the trait (see page 23). Another part of such a study is to determine the extent to which different traits relate to

each other and to what extent such relationships can be explained by the different genes. This is the “genetic correlation” between traits. Both heritabilities and genetic correlations must be estimated in order to predict the consequences of the breeding programme. The next step is to record the traits that should be changed, together with unique animal identities, and to estimate the animals’ breeding values. The best animals – those with the highest breeding values – are selected to become the parents of the next generation. The accuracy of the breeding value depends on the available information. In the following sections, these steps will be described in greater detail.

## BREEDING GOAL

The first step is to decide on the breeding goal, for example, breeding pigs to be fast growing and healthy with low levels of aggressive behaviour. In cattle, the breeding goal could be robust cows that reproduce regularly. The goal can be modified over time due to changes in the specific needs of the farmers or the market. The breeding goal can also differ among different organisations within and between different countries.

A breeding goal usually seeks the optimal combination of several traits. The weight given to each trait in the breeding programme depends on the heritability of each trait, on the genetic correlations between the traits, and on the economic value of a change in each of these traits. Such weighing factors are called economic weights. Many breeding programmes include goals related to production traits (such as growth rate, milk production, and egg yield), reproductive traits, and health traits.



Photo: Jenny Svennäs-Gillner, SLU

*For breeding programmes to be successful one needs to keep track of each individual animal and measure several factors, both physiological and behavioural.*

## BREEDING VALUE

A crucial part of every breeding programme is to record the traits that should be improved together with the animal identities. All this information is gathered in a database and used in a genetic evaluation of the animals' breeding values. The breeding value predicts how valuable an animal will be as a parent. In other words, the breeding value seeks to estimate the worth of the animal's offspring. The breeding value can be expressed in monetary terms (such as the value of the meat produced in euros) or in trait units (such as the increase in meat production in kilograms).

The best animals – those with the highest breeding values – are selected to become parents of the next generation. Thanks to the database, which covers all of the relationships between animals, it is also possible to estimate breeding values of animals that do not have individual

records. Thus, a ram can have a breeding value for maternal behaviour, and a young stallion, too young yet for competitions, can have a breeding value for dressage.

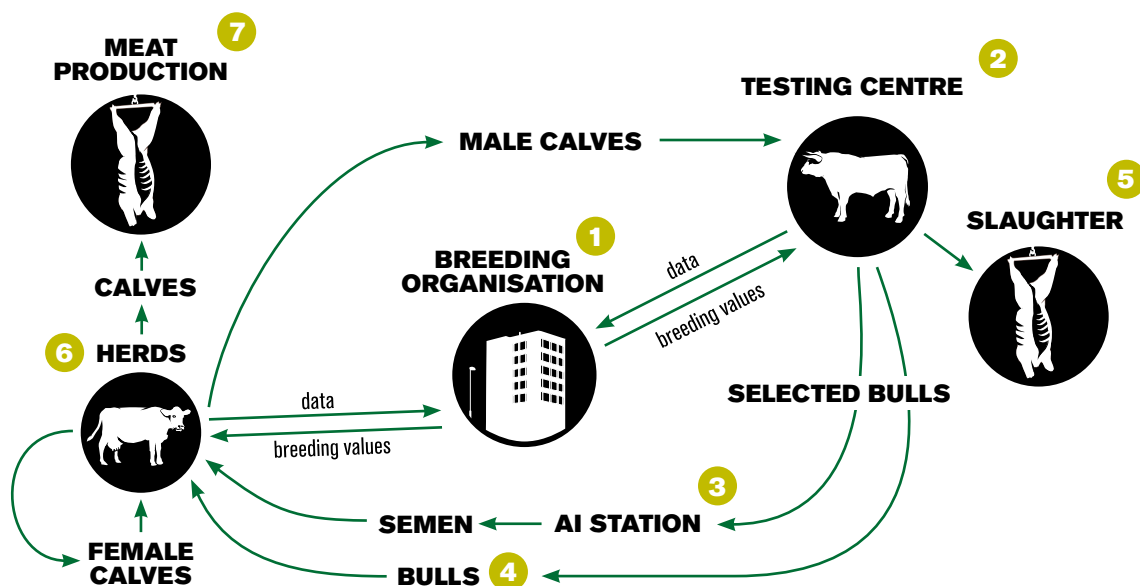
In dairy cattle breeding programmes, breeding values for production (milk yield) and so-called functional traits (the ability to become pregnant, calf survival, disease resistance, hoof health, etc.) are combined with their economic weights to create the total merit index that describes the animal's total breeding value based on all of its traits. This genetic evaluation is performed by breeding companies. The best bulls are selected and moved to AI stations where their semen is collected and distributed to dairy herds where cows are inseminated. Thus genetic progress is assisted by AI.

The accuracy of the breeding value depends on the amount of information in the database. This is especially true for traits with low herit-



SPECIES	TRAIT	HERITABILITY						
		low			moderate			high
Cow	Hoof health	x						
Cow	Milk yield				x			
Dog, sheep & pig	Litter size	x						
Dog, sheep & pig	Growth rate				x			
Fish	Salmon flesh colour				x			
Fox	Fear of humans		x					
Honey bee	Honey yield				x			
Horse	Trotting speed, prize money				x			
Horse & cow	Stature (height)						x	
Human	Body height						x	
Human	Verbal ability			x				
Mouse	Ability to find the way in a maze				x			
Pig	% lean meat, live animals					x		
Pig	% lean meat, after slaughter						x	
Pig	Pubertal age				x			
Sheep	Lamb survival	x						

*Heritabilities for different traits in different species. If the heritability is high, the rate of genetic change from generation to generation will be faster.*



The breeding organisation (1) is the hub of this beef-cattle breeding programme. Here all phenotypic and genetic information is stored in a database and the genetic evaluation is performed. At the performance-testing centre (2), young bulls are tested for traits of interest (e.g. growth rate, etc). After these tests, the bulls with the highest breeding values are moved to an AI station (3) where semen is collected and distributed to many herds. Good bulls, but not the very best, are sold to farmers (4) and used for the natural service of cows. The bulls with the lowest breeding values are slaughtered (5). Cows (6) are either inseminated or mated. Most calves are raised for slaughter (7), but the best females are selected to become mothers of the next generation (6). Some male calves are sent to the performance-testing centre (2). The selection of breeding cows is based on breeding values for maternal traits (e.g. calf survival, etc.). Traits such as meat quality can only be measured after slaughter and thus cannot be measured in selection candidates. Instead, trait records and animal identities are collected on relatives of the selection candidates at the slaughterhouse (7).

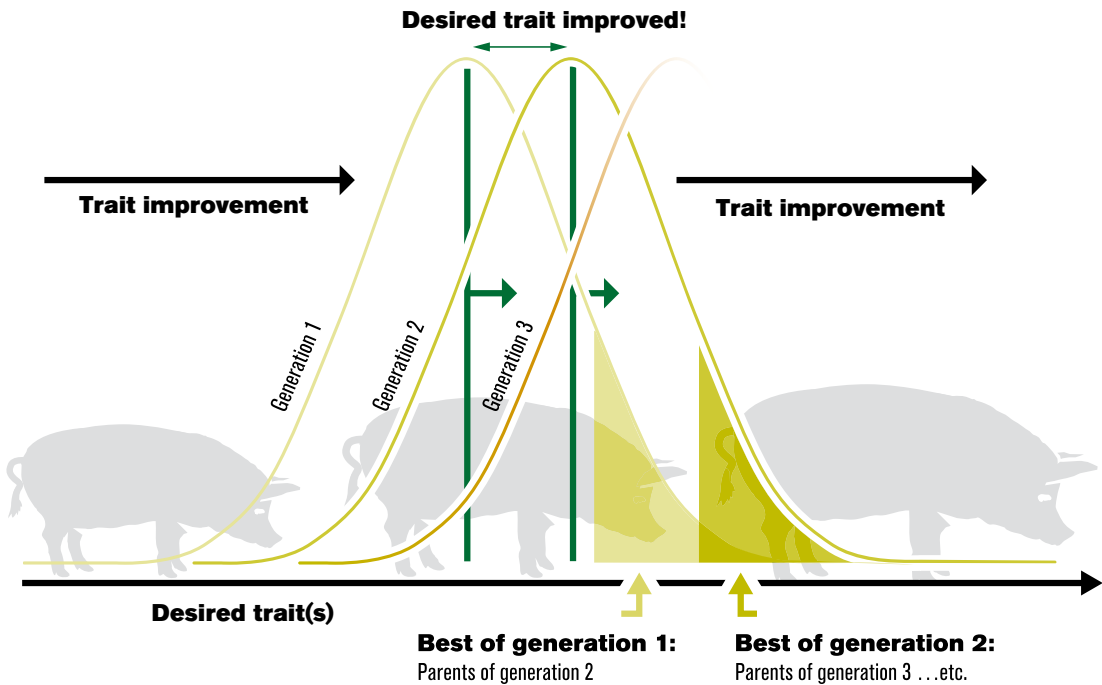
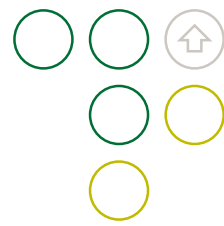
ability, including reproductive traits like litter size and the ability to become pregnant, so it is important to collect as many records as possible. Some traits (like appetite or egg weight) can be recorded several times on the same animal, but others (like age at puberty or meat quality) can be recorded only once. Bulls used for AI have thousands of daughters, and the breeding value for the ability of their daughters to become pregnant can be estimated with a high level of accuracy. The trait leanness (or its opposite, fatness) is important for meat production in several species. It has a high heritability and it was therefore possible to breed for increased muscle growth and decreased fat layer long before large breeding programmes and advanced statistical models were available. Simply

choosing the leanest animals in the herd and using them as parents resulted in rapid genetic progress. It would never be as easy to genetically improve a trait like piglet survival (which has a low heritability) on the herd level.

## CROSSBREEDING

The aim in crossbreeding is to boost hybrid vigour or “heterosis”. In a trait with a pronounced heterosis effect, the quality of the trait in the offspring is better than the average of the trait in its parents. Heterosis is especially important for traits like survival, reproduction, and health. (You can read more about crossbreeding and heterosis on page 36 in the section about plant breeding.)

In general, pig breeding has a hierarchical structure. Genetic evaluation and selection is



*The animals with the best breeding value are used as parents for the next generation.*

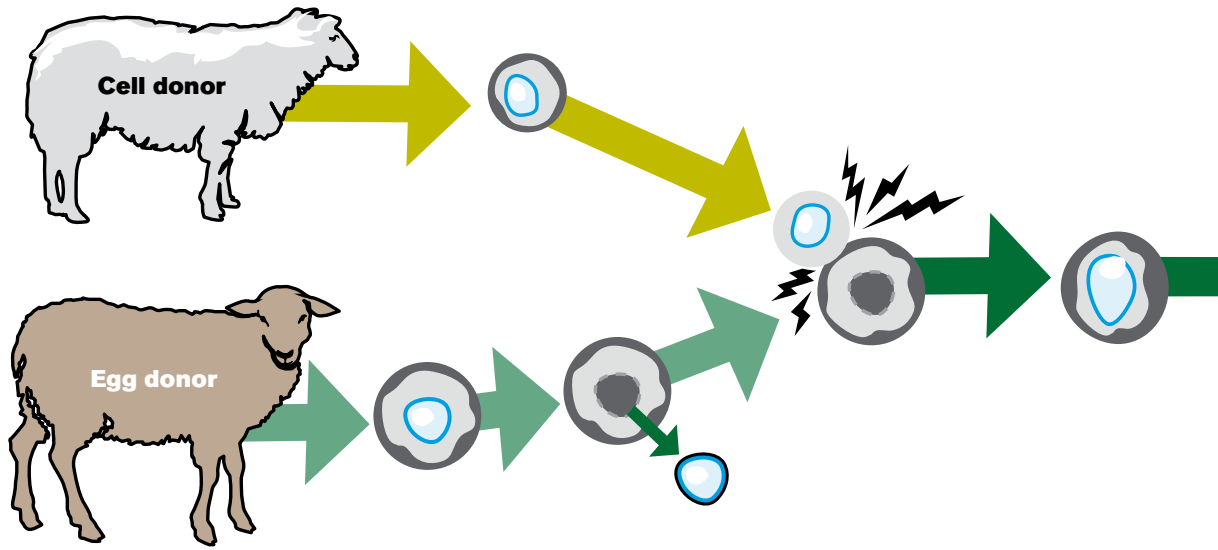
performed in a few special herds with purebred animals, and the genetic progress achieved in these herds is disseminated via AI to pigs raised for slaughter in commercial herds. Most of the pigs in commercial herds are crossbred, and thanks to heterosis the crossbred pigs are more vital and healthier and grow faster than purebred pigs. Crossbreeding is also commonly used in other livestock species such as laying hens and broilers.

### INBREEDING

Inbreeding is the mating of related individuals. Inbred organisms have an increase in homozygosity (acquiring the same allele from both parents) and exhibit more effects of recessive alleles, which are more likely to be detrimental. This phenomenon, known as inbreeding depression,

can significantly decrease the performance of the organism. When relatives are mated, the total amount of genetic variation in the population decreases. A decrease in heterozygosity results in reduced production, survival, health, and reproductive efficiency.

Selection has dramatically reduced the genetic variation in some breeds. Today, for example, only a limited number of bulls in the Holstein dairy cow breed serve as fathers of highly influential bulls that are used for AI all over the world. In the short term, inbreeding can be avoided at the farm by never mating close relatives, but the setup of a long-term breeding programme depends on correctly selecting the young sires entering the test programmes and thus on the routines of the breeding organisations.



*In animal cloning, the nucleus from a somatic cell (non-germ cell) from the animal to be cloned (the cell donor) is fused with an egg cell that has had the nucleus removed. The cell divides and develops into an embryo that is then placed in the uterus of a surrogate mother.*

## ARTIFICIAL INSEMINATION

When selecting the best animals for a breeding programme, one limitation is that one male can only mate with a limited number of females within a geographically limited area during a limited time period. With AI, one collects semen from the male and inseminates several females. This results in a more efficient use of bulls because a single bull can produce hundreds of doses from a single semen ejaculate. The semen is easy to transport and can be frozen allowing for insemination around the world and the ability to store it for long periods of time. The possibility to only use a few males as parents for the next generation increases the potential for genetic selection and the rate of genetic change. Another benefit is reduced disease transmission between males and females that can occur during natural mating.


For the farmer, AI can also decrease costs and increase safety. Maintaining one or more males on a farm could be expensive and, depending on their size and level of aggressiveness, the males could also be potentially dangerous to the farmer.

## EMBRYO TRANSFER

The number of progeny born to a female can be increased through the use of embryo transfer (ET). This is a reproduction technique in which embryos are collected from a female with a very high breeding value (the donor female) and transferred to other females (the recipient females) that serve as surrogate mothers. ET techniques have been applied to almost all domestic animals as well as many wildlife and exotic species.

The MOET concept (multiple ovulation and embryo transfer) is mainly used to increase the speed of genetic change. The best cows are moved to a special herd, treated so that they ovulate many eggs, and inseminated with semen from the best bulls. The fertilized embryos are then collected and transferred to recipient cows. When the calves are born, they are raised, mated, and compared for traits like milk production. The best ones are used as parents for the next generation.

Over the past decade, new technologies have been developed for the freezing and long-term storage of valuable embryos. Such cryo-preservation



can be a complement to the conservation of live animals in species and breeds that are at risk of extinction.

## CLONING

Embryos from parents with very high breeding values have a high economic value. In species where only one offspring is born at a time, such as cows and horses, valuable embryos can be split to get two or even four new embryos.

Somatic cell nuclear transfer is a cloning process where genetic material is transferred within a generation, which is in contrast to normal reproduction where genes are transferred from one generation to the next. With this technique, an animal that is a genetic copy of another currently or previously existing animal is created. The sheep Dolly is the classic example. In practice, the nucleus (and its DNA) of a somatic cell (a non-germ cell) is transferred from a donor to an “empty” egg, that is, an egg from which the nucleus, and thus its genetic material, has been removed. For example, when Dolly the sheep was created the DNA was taken from an

udder cell. The reconstructed egg containing the DNA from the donor animal must be treated with chemicals or electric current to stimulate cell division. Once the cloned embryo reaches a suitable developmental stage, it is transferred to the uterus of a recipient female where it continues to develop until birth.

Some famous competition horses have been cloned by somatic cell nuclear transfer. In this way, even genes from castrated horses can be propagated. It should, however, be remembered that the phenotype, in this case the success or failure of a jumping horse, is the result not only of the genes but how the horse is raised and trained (see page 19 about genes and environment). Thus, the buyer of a cloned horse might be disappointed with the new animal no matter how successful the donor was.

Animal cloning is also used both in the research on and application of therapeutic cloning. The goal is to create stem cells that can be used to study human development and to treat serious human diseases like heart disease, Alzheimer's disease, and cancer at the cell or tissue level.



## MOLECULAR SELECTION

Most traits that are important in animal production seem to have a quantitative genetic background in which many genes, each with a small, additive effect, influence the final result. Some traits, however, are governed by single genes. For example, in pigs the low ability to handle stress (Porcine Stress Syndrome) is caused by a mutation in a single gene. A similar example is a recently discovered mutation in horses that influences movements and, therefore, the horse's potential success as a trotter. If a gene with a large effect on an important trait is identified, individuals can be selected based on molecular analysis of their DNA. Even when the gene coding for the relevant characteristic is not known, DNA analysis is helpful if there is knowledge about gene markers – DNA sequences at known locations that are linked to the genes of interest. The genetic material for such analysis can be provided by biological samples such as blood, hair follicles, or anything else with cells containing DNA.

In 2005, the chicken was the first farm animal to have its full genome mapped, that is, its entire DNA sequence was described. Full mapping does not mean that the function of all genes is known, but the map can be used to identify individuals with desired characteristics (see page 30–31). The amount of data in a genome is very large. For example, there are approximately 6 billion base pairs in the human genome, and these are stored on high-speed computers with large storage capacities. The full sequence of a cow genome was completed after six years of work by more than 300 scientists in 25 countries. It was found that out of 22,000 genes in the cow genome, 14,000 were in common with all mammalian species, including humans. The list of species that have had their genomes fully sequenced is long and is constantly growing.



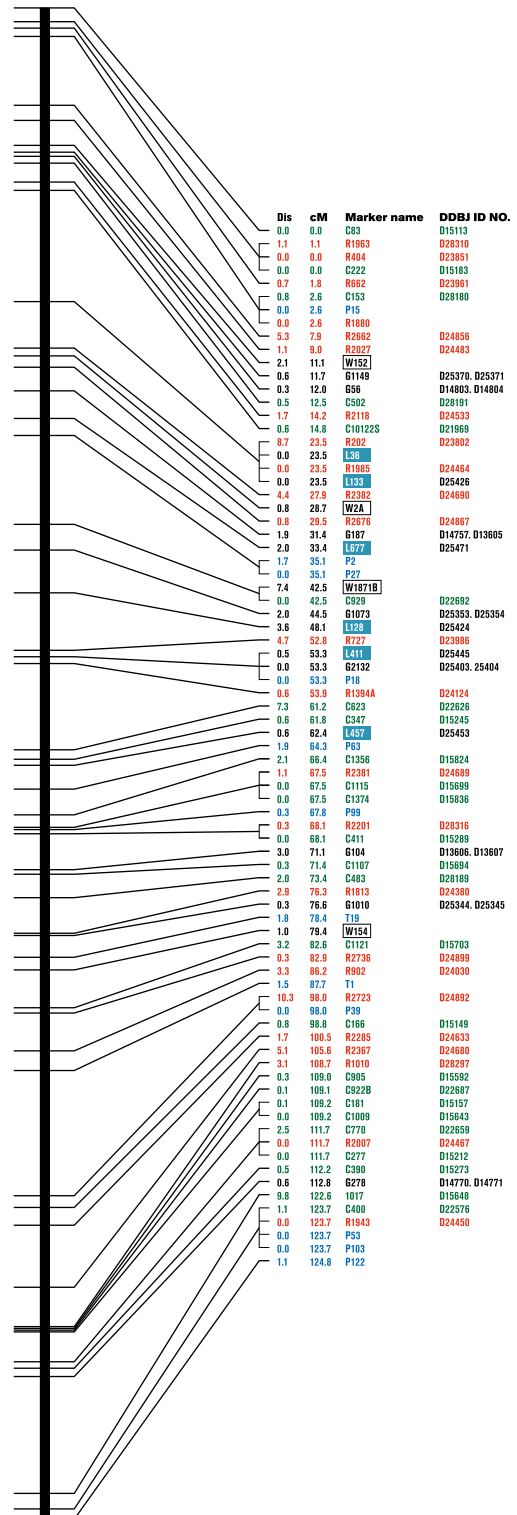
COMMON NAME	SCIENTIFIC NAME	YEAR
Cat	<i>Felis silvestris catus</i>	2007
Chicken	<i>Gallus gallus</i>	2005
Cow	<i>Bos primigenius taurus</i>	2009
Dog	<i>Canis lupus familiaris</i>	2005
Horse	<i>Equus ferus caballus</i>	2009
Pig	<i>Sus scrofa</i>	2012
Rabbit	<i>Oryctolagus cuniculus</i>	2010
Yak	<i>Bos grunniens</i>	2012

*Domestic animals that have had their genomes fully sequenced.*



**A genetic linkage map** of rice chromosome number 8. Linkage maps show the positions of genes and genetic markers on a chromosome. The order and distance between the genes and markers on the map are based on their recombination frequency rather than their actual physical distance. If two genes or markers have a high recombination frequency (i.e., they segregate often), they are assumed to be far apart.

*(With permission of the Nature Publishing Group)*





## QUANTITATIVE TRAIT LOCI

“Quantitative trait loci” (QTLs) are regions of the DNA sequence that are located close to genes that have a significant effect on a quantitative trait, for example, maternal behaviour or growth rate. Although many genes govern such traits, some of the genes might be more important than others. There are often several QTLs for a particular trait, and they can even be located on different chromosomes. Knowing the number of QTLs that have an influence on a trait, and the significance of each of these QTLs, provides information about the genetic architecture of that trait. It must, however, be remembered that the QTLs only give the approximate locations of interesting genes; they explain nothing about how traits are governed or the physiological background of the traits.

Finding a QTL is often the first step in locating one of the genes that is influencing a trait. The QTL points to a region of DNA on a chromosome, and this region can then be fully sequenced. This DNA sequence can then be listed in a database and compared to other genes whose function is already known. Comparisons between species are very useful for this work because large parts of the genome have been conserved during evolution.

## MARKER-ASSISTED SELECTION


Some parts of the DNA sequence show a large variation between individuals. Individuals with different values in a trait often have specific differences in their DNA sequences that co-vary with the differences in the trait. If a certain DNA sequence is found to be related to an important characteristic (such as an increased risk of a disease), individuals carrying that sequence can be culled. Such identified DNA sequences are called markers, and this selection method is called marker-assisted selection. The idea behind marker-assisted selection is that the marker can be used to identify individuals carrying a favourable

allele (or to cull those carrying an unfavourable allele) even if the actual gene or genes coding for the characteristic itself have not necessarily been identified.

Marker-assisted selection is used in many breeding programmes as a complement to genetic evaluation. Due to the crossover between chromosomes when germ cells are created, markers that are useful in breeding for one breed are not necessarily useful in another breed. If a marker is located very close to the (unknown) gene of interest, however, it is unlikely that there will be a crossover between the marker and the gene. Thus the accuracy of marker-assisted selection is better the more markers (and fewer gaps between markers) there are.

## GENOMIC SELECTION

Genomic selection makes use of genetic markers covering the entire genome. The markers used here are “single nucleotide polymorphisms” (SNPs) each consisting of single points in the DNA sequence where the nucleotide (A, T, C, or G) is highly variable between individuals. Genomic selection is a two-step process. First, the association of genetic markers with the trait of interest is established in animals along with phenotypic information, and a genomic breeding value is estimated for these animals. Such a group of animals with both desired phenotypes and genomic breeding values are called the training population or reference population. In the second step, animals from the next generation, the selection candidates, are genotyped and their genotypes are compared to those from the training population. This will then allow for an estimation of their genomic breeding value and will thereafter allow for selection of young animals for breeding based solely on their SNP marker information. If genomic selection can be successfully applied in a breeding programme, it will allow an early selection of the best breeding animals and improve genetic progress due



*By gel electrophoresis DNA molecules can be separated depending on their size. You can then cut out the “band” of interest and sequence the DNA.*

to the reduced time required for the selection process. Genomic selection is currently used in dairy cattle breeding populations and has been highly successful, especially in the breeding of Holstein Friesian cattle. This approach allows for the selection of bulls for breeding as soon as they are born. Using phenotype-based methods would require waiting until year 6 when phenotypic data (like milk yield) would become available from the young bull’s daughters.

*For information about proteomics and metabolomics, see page 39 in the chapter about plant breeding.*

## **GENETIC MODIFICATION IN ANIMALS**

Genetic modification through transformation is similar in animals and plants. The first transformation method developed for animals was based on microinjection of DNA into the nucleus of a newly fertilised egg. The egg cells that survived the process were then transplanted into the uteruses of recipient females. This technique was used to produce the first transgenic livestock

almost 30 years ago, and since then many GM animals have been bred. The microinjection technology is, however, rather inefficient and often leads to undesirable side effects caused by the random integration of new genes.

The list of alternative techniques is long. One method is sperm-mediated DNA transfer that makes use of the ability of spermatozoa to bind and take up DNA before fertilizing the egg. A promising tool is to use viruses as vectors for DNA injection into eggs. Some types of viruses – called retroviruses – have the ability to integrate their genomes into the genomes of other species. Humans, for example, have many such DNA elements in their genome that have been incorporated during evolution and have seldom negative effects. By transferring vectors derived from retroviruses into young embryos, DNA coding for specific proteins can be transmitted to animals. These founder animals are then used as parents of a population of GM animals with new traits, for example, animals that produce hormones for medical treatment in humans.



Photo: Georgy Markov



*Brassica oleracea* comes in many shapes and colours, for example cabbage, broccoli, cauliflower, and brussels sprouts.

## PLANT BREEDING

Just as with livestock, plants are bred to be resistant or tolerant to diseases, insect pests, or other organisms that damage the plants. Crops are also bred to allocate their resources to plant parts that give us a high yield of for example seeds and fruits. To make the most use of these crops, especially grains, the crops are bred to mature in time and to grow in such way that they are easy to harvest, and to resist pests and disease during storage.

With the availability of more efficient machinery and herbicides, there has been a

reduced need to develop crops that can compete with weeds. Furthermore, crops with herbicide tolerance have been developed so that weeds can be controlled without harming the crop. Although efforts have been made to breed for resistance against pathogens, insect pests, and the diseases that they might spread, the use of fungicides and insecticides have offered an easy and quick solution in many cases. Also, cheap fertilizers and a lack of knowledge about the consequences of nutrient leaching have not encouraged breeding for more efficient nutrient uptake. However, modern environmental



*With molecular knowledge you can select the best individuals at an early stage and this will likely shorten the breeding process for trees.*

requirements for reduced use of fertilizers, herbicides, and pesticides have led to shifts in breeding goals.

Breeding of annual crops is not necessarily quicker than animal breeding, despite the shorter generation interval, because of the numerous breeding cycles that are required to get a crop of high quality. Breeding of trees involves even longer generation intervals than for animals like cattle and horses. There are several ways to improve plants depending on their mode of reproduction, breeding goals, and financial constraints.

## PLANT BREEDING SYSTEMS

Plant species can be roughly divided into the following three groups based on their mode of reproduction: self-pollinators, cross-pollinators, and vegetative propagators. The majority of annual crops of agronomic importance are propagated by seeds and are self-pollinators. These are partially or fully self-fertilizing plants that can be easily used to create “pure lines” that are homozygotes carrying the same alleles for a gene on both chromosomes. Almost all cross-pollinators are biennial or perennial species that

are not adapted to homozygosity, to the same extent as self-pollinating species, which results in lost vigour if inbred. However, even strict cross-pollinators can be self-fertilized by various techniques. Many plants can also be propagated (multiplied) by tubers (like potatoes) or cuttings (like willows), which simplifies the breeding of these species. A large number of offspring and less time required for management enables plant breeders to work with larger populations compared to animal breeders.

## MASS SELECTION

Mass selection is the oldest form of plant breeding and has been used by humans for millennia since we began collecting seeds to be sown. This method still finds use in certain species, especially in cross-pollinating plants. With this method, one collects the seeds from selected individuals in a population and the next generation is sown with the mixed seeds. An alternative method has been to remove all plants with undesired traits in the field prior to seed collection. Many old and traditional plant varieties have been improved this way, and the varieties have been passed down from one generation of farmers to the next.



## PURE-LINE SELECTION

Pure-line selection is usually only practiced in self-pollinating plants, but it can sometimes be applied after crossing in cross-pollinating plants. With this method, one selects numerous superior plants whose offspring are monitored separately, often for several generations. Promising lines are then further evaluated and the exceptionally good ones are released as new varieties. The early success with this method depended on the high genetic variability found in many of the landraces. For pure-line selection to be effective, one needs a population with high genetic variability which makes this method less important in the development of the major crops today. However, the method is still used in breeding less heavily selected species.

## HYBRIDIZATION

This breeding method normally starts with the crossing of two lines with desirable alleles in order to produce progeny that are superior to the parents. Depending on how different the genetic makeup is between the two parents, billions of different genotypes are possible in the second generation (the first generation will all have the same genetic makeup consisting of half from each homozygotic parent). Depending on the reproduction system, among other things, the hybridization is followed by different selection schemes.


## PEDIGREE BREEDING

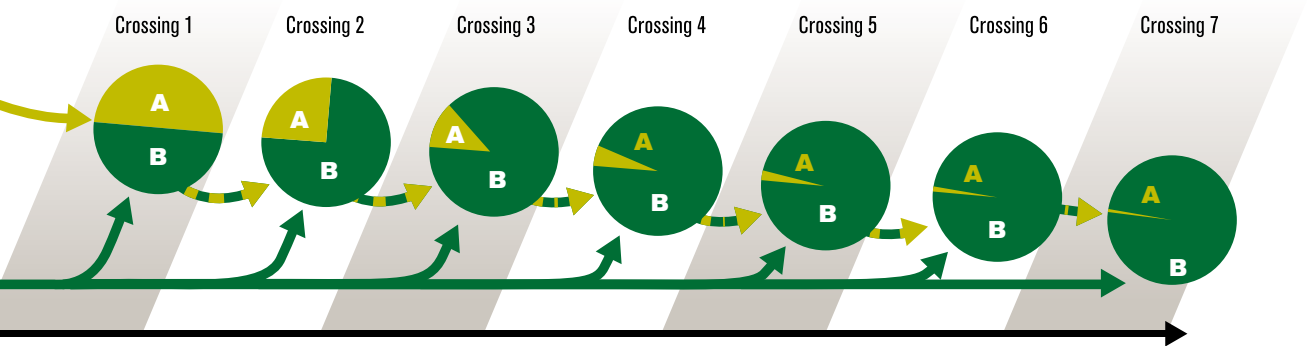
Pedigree breeding involves crossing two genotypes, each carrying one or more desirable traits that are lacking in the other. If the two parents do not provide all of the desired traits, a third parent can be included by crossing it with one of the progeny from the first generation (F1). Superior individuals are selected over several generations. The first selection in pedigree programmes is often made in the second generation (F2), which shows large variation because they are heterozy-

gous for many genes. This step is usually focused on eliminating plants with undesirable alleles that have a clear effect on the trait such as low resistance against a specific disease. Self-pollinated plants enable pure-line selection until almost total homozygosity is achieved, usually in the fifth generation (F5). At this stage, seeds from the selected lines are harvested in bulk to produce seeds for field trials, and at about the seventh or eighth generation the focus is on a more precise evaluation of plant quality and performance.

## BULK POPULATION BREEDING

This method differs from the pedigree method primarily in the way the hybrid offspring are handled. In this method, the F2 generation is sown in a large plot and seeds are harvested all





*Backcrossing is used to introduce a specific trait into a plant line without ending up with other unfavourable characters. After the initial crossing, the best offspring are crossed with the original plant line (B) until a hybrid is produced with all of the desired traits.*

together. These are then sown in a new plot without keeping track of their ancestry. Plants with low survival rate are eliminated by natural selection, and plants with other undesirable traits are often removed as well. Sometimes seeds are harvested at an early stage to select for early maturing plants. These steps are followed by single plant selection and evaluation in the same way as in the pedigree method. The advantage of the bulk population method is that one can screen a very large number of individuals at low cost.

### BACKCROSSING

Breeding commonly starts with a good variety that just lacks one specific trait, such as resistance to a specific pathogen. One way of introducing this trait is to use backcrossing. To start with,

one needs to find a plant that carries the desired trait and that can be crossed with the variety that is lacking the trait. The chances for backcrossing to work are higher if the trait is coded for by just one or a few genes. After the first crossing and propagation, plants with the desired trait are selected and these are crossed again with a plant of the original good variety. This is usually repeated five or six times to produce a hybrid with all of the original traits and now also including the new desired trait. The advantages of this method are the small number of plants needed in each generation and that it is fast and predictable. The disadvantage of this method is that the desired genes might be tightly linked to less desired ones, and this lowers the probability of separating them no matter how many backcrosses are made.



### Hybrid varieties – the maize example

The development of hybrid maize has had a huge impact on increasing its yield and is a prime example of the strong effects of hybrid vigour. Maize is pollinated by the wind that blows pollen from the tassels to the styles, and controlled crosses can, therefore, easily be made at the field scale by planting one row with parent plants providing the pollen and 2 or 3 rows of the seed parents from which the tassels are removed before they shed their pollen. To avoid the problem of low-producing inbred lines, most hybrid maize is produced by first crossing four inbred lines in pairs ( $A \times B$  and  $C \times D$ ) and then crossing their offspring ( $AB \times CD$ ). In this way seed production becomes more efficient, which lowers the seed price. Instead of removing the stamens (the tassel at the top) by hand, one can use male-sterile plants that are unable to produce functional pollen.



Photo: Nathan Springer

*Hybrid (left) compared to non-hybrid (right) maize.*


### HYBRID VARIETIES

Hybrid varieties are not the same thing as varieties produced by hybridization, and this is often confusing. In the process of producing hybrid varieties, selected plants are first inbred for several generations to create individually purebred lines. These purebred lines are then crossed. A cross between two specific homozygotes always results in the same genetic makeup, which means that once the purebred lines that give the best hybrid have been identified the new variety can be continuously produced. Another advantage with hybrids is hybrid vigour, or heterosis, which can result in increased growth rate, earlier flowering, and increased yield. This is due to the fact that many disadvantageous characteristics are coded for by recessive alleles, and the high heterozygosity in the F1 generation

decreases the probability of getting two unfavourable alleles for the same gene. However, if the seeds are re-sown, the next generation (F2) will consist of very diverse plants with average yields far below the F1 generation. This means that seed from hybrid varieties is poor as planting stock and farmers must buy new hybrid seed each year.

### SYNTHETIC VARIETIES

A synthetic variety works like mass selection with the exception that all crosses are made between plant lines known to give superior offspring regardless of how they are combined. They give hybrid vigour and usable seeds for coming seasons. Many synthetic varieties are forage crops for which the production of hybrid varieties would be too costly.



*In Sweden, all sugar beet varieties produced in breeding programmes are hybrids.*

## MUTATION BREEDING

Mutations are changes in the nucleotide sequence of an organism caused by errors in the replication process, radiation, or chemicals. Although mutations occur at a very low frequency in nature, they create sufficient genetic variation to drive evolution. Traits might change or disappear or new traits might be introduced. One way to increase genetic variation is to speed up the mutation rate. Chemical mutagenesis involves treating the seeds with a toxic chemical agent, for example, ethyl methanesulfonate (EMS) or dimethyl sulphate. Depending on the chemical, the changes in the DNA can be more or less specific. For example, EMS commonly leads to a change from a G-C base pair to an A-T base pair. Radiation can break chromosomes and produce a wide variety of altered nucleotides. The common radiations used are X-rays and gamma rays. Rapeseed, barley, cotton, and rice are examples of crops in which mutation breeding has been used.

The problem with mutation breeding is that mutations happen randomly and most of the mutations are undesired. This makes selection of the desired phenotypes more difficult, time consuming, and expensive. Thousands of plants might be needed before a viable individual with the desired genetic changes is found. Another disadvantage to this method is that other important genes can also be mutated, and this requires additional breeding, for example, by backcrossing, to restore the plant line to its original quality.

## CHROMOSOME DOUBLING

As described earlier, many plants have more than two sets of chromosomes, that is, they are polyploids. Polyploids usually have more biomass or larger fruits and seeds than diploids, and this is often desirable. Potatoes and bananas are examples of autopolyploids (all of their chromosomes originate from the same species). Allopolyploids carry a combination of chromosomes from different species. For example, rapeseed is an allopolyploid from the crossing of a cabbage and a turnip.

If a diploid is crossed with a tetraploid, the offspring will be triploid (one chromosome set from one parent plus two sets from the other). Triploids have to be propagated vegetatively because they are sexually sterile. Many banana varieties and seedless watermelons are triploids. Polyploids occur naturally but can also be created by the use of a chemical called colchicine that prevents the chromosomes from separating during the cell division process. Colchicine has been used to create autopolyploids and seedless triploids as well as to restore fertility in triploids like Triticale (wheat crossed with rye) by making it hexaploid (six sets of chromosomes).

## PLANT TISSUE CULTURE

Plant tissue culture is a collective name for various laboratory techniques used for culturing parts of plants under controlled sterile conditions using either cells, tissues (pieces of leaves, flowers, or roots), or anther, microspore, or meristem (undifferentiated cells) from the plant.

Plant tissue culture is used as a vegetative propagation method for mass production of plantlets in many species, especially woody horticultural species that are difficult to propagate by grafting. It is also a very useful tool for long-term preservation of genetic material from endangered species. Plant tissue culture also has important applications in plant breeding. For example, completely homozygous lines can be created by preventing



the chromosomes from separating in the first cell division in immature pollen (which in a diploid only carries one set of chromosomes). The resulting plants are referred to as “double haploids”. Tissue culture is also used in the production of GM plants.

The theoretical basis of tissue culturing is that every intact cell has the potential to grow and develop into a complete plant under optimal growing conditions, that is, the cells are totipotent. Plant tissue culture is also called *in vitro* culture (“in glass” in *Latin*) because the plants are often grown on a solid medium in a small glass jar. The growth medium normally consists of nutrients including sugars, salts, and vitamins that are necessary for the cultures to grow, as well as plant hormones that regulate growth and development. The medium is usually jellified with agar (a polysaccharide/pectin mixture from red algae) mainly to avoid abnormal growth by preventing the cultures from taking up too much water. However, there are also liquid cultures where plant cells or tissues are grown in a nutritional liquid medium in a specially designed container called a bioreactor. Bioreactors can be used for cultivating plant cells or tissues for extraction of important compounds with medical value.

There are several advantages with this technique, including disease-free (especially virus-free) plant material, mass production of high-quality plants within a short time in a limited area, year-round production, and no need for pesticides.

## MOLECULAR SELECTION

If one has knowledge about which alleles (variants of a gene) result in a specific phenotype, which genes affect a trait, or just which regions of a plant’s DNA are associated with a trait, the best individuals can be chosen without having to wait for the plant to fully develop, flower, set seed, etc. This saves both time and resources.

## QUANTITATIVE TRAIT LOCI

As described in the section about animal breeding (page 30), “quantitative trait loci” (QTLs) are regions of the DNA that have a significant effect on a quantitative trait, for example height. A single trait is often influenced by several QTLs that can be located on different chromosomes. QTL analysis has been an effective tool in allowing for the selection of useful genes that govern traits such as grain productivity and plant height.

## MARKER-ASSISTED SELECTION

The majority of the selection markers used in plant breeding today are based on DNA, but such markers can also be morphological or biochemical markers. As described in the section on animals (page 30), the theory behind this method is that one can use a marker to select for, or against, a gene that is associated with a specific trait. To find DNA markers, one must compare individuals with a high degree of variability in the trait of interest. A good marker is so closely linked to the gene of interest that the probability is very low that the marker and the gene will segregate during meiosis. Marker-assisted selection is an important tool in plant breeding.

## GENOMIC SELECTION

As described previously, genomic selection is an important tool in animal breeding. Now also plant breeders are becoming more interested in this selection method. Genomic information is already available for some plants, and this allows for an assessment to be made for many genetic markers across the genome. However, the progress in acquiring knowledge of the entire genome has been slow in most species. One of the main reasons for this is that many crops are polyploids, that is, they have more than two sets of chromosomes and, therefore, more than two alleles per locus (see page 15). Additionally, many plants have complex genomes, including repetitive sequences and pseudo-genes (genes without function).



However, due to decreased costs the genomes of many crops like rice, maize, potato, and bread wheat have now been sequenced and techniques for genomic selection in plant breeding are being developed. The procedure, in principal, is the same as in livestock, but the genomic complexity in terms of polyploidy and the modes of reproduction differ greatly among plant species. Trees are a great example of plants where breeding would benefit from genomic selection because their reproductive period and time until harvest are very long. The ability to predict future wood or fruit quantity and quality at an early stage of development would, therefore, be highly beneficial. Samples could be collected at an early stage and their genotypic data could be compared to older trees with known phenotypic measures. The application of this technique will not be as easy in crop species where reproduction and breeding schemes differ among species, and the approaches must be adjusted to different breeding populations. Genomic selection is still a promising method in plant breeding, but it might be that it will only be fully employed in the breeding of trees.

### PROTEOMICS AND METABOLOMICS

Proteomics is the study of the protein makeup of an organism. Genomics can be compared to a cookbook filled with recipes, and proteomics can be compared to the wide variety of dishes that can be created by following the recipes in the book. While genomics to some extent can predict the phenotype of an organism, large-scale measurements of proteins and metabolites – proteomics and metabolomics, respectively – provide a more accurate view of the true phenotype and are easier to interpret.

Proteins make up the machinery of the cells, and they mediate signalling and chemical events by catalysing a vast array of chemical reactions. Measuring the levels of specific proteins can be used to predict the features that will occur in different crosses in breeding programmes and

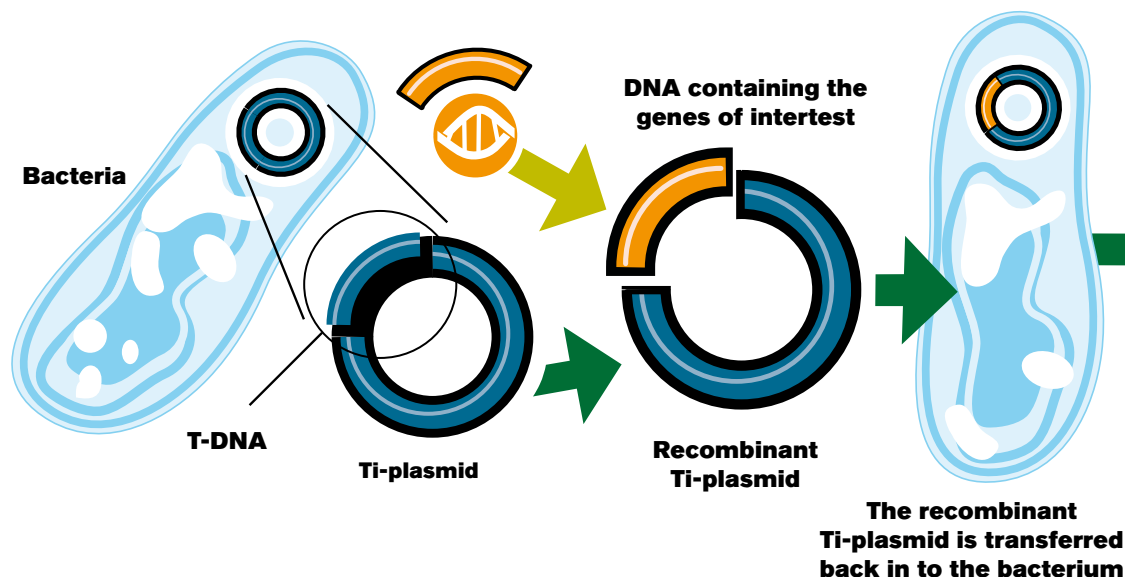
can be used as an alternative or complement to the use of genomic markers. One way to study the different proteins in a sample is to first digest them with a specific enzyme to obtain peptides (small proteins). The peptides in the mixture are then separated based on their polarity, and the levels of specific peptides are measured. Highly reproducible measurements can be achieved with a technique called Selected Reaction Monitoring that allows hundreds of peptides to be measured in a large sample cohorts. Metabolites are small molecules such as various types of carbohydrates and amino acids in the cells. Those are usually separated in the same manner as the proteins but the metabolites are identified using, for example, mass spectral fingerprint libraries. There are still many technical challenges to be overcome before complete proteomic and metabolomic measurements can be made, but the use of these techniques in breeding is promising.

### GENETIC ENGINEERING

This section describes modifications of plant genes using molecular approaches. This includes breeding methods in which the expression of a target gene is altered or a foreign gene is introduced into the genome of a target crop for developing a desirable trait. Depending on which technology is used, the product obtained may or may not be defined as a genetically modified organism (GMO). The technologies that are in use in plant breeding today are explained along with some of the new methods that are expected to have broad applications in crop development in the future. For definition of GMO, see page 67.

### GENETIC TRANSFORMATION

Even though one might change a trait or introduce a new one using the classical techniques described previously, the desired results can be difficult, and in some cases impossible, to obtain. These are cases where genetic transformation can prove useful. This technique is particularly



The most common method for the genetic transformation of plants is to make use of *Agrobacterium tumefaciens*' ability to insert DNA. The bacterium has a plasmid that carries tumor-inducing (Ti) genes that, together with other genes, are inserted into the DNA of the infected plant. Those other genes can be deleted and replaced by one or several genes chosen by the breeders.

advantageous for improving existing varieties that have just one or a few flaws or undesirable traits.

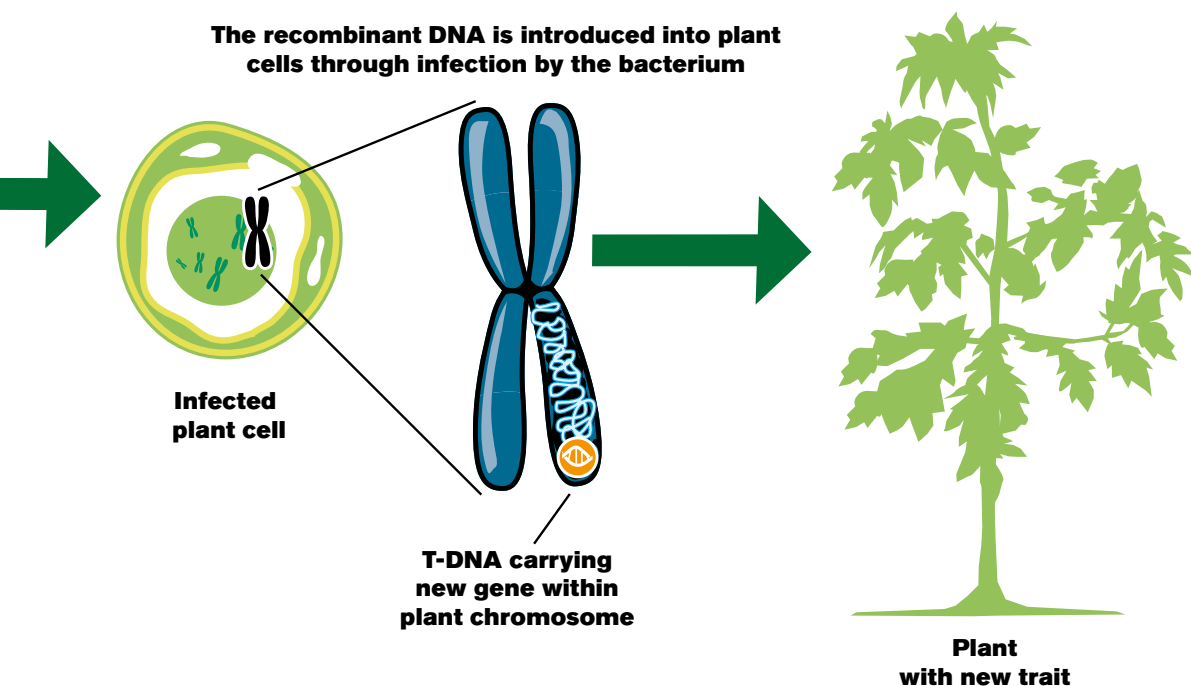

Genetic transformation involves the direct introduction of a piece of DNA or a whole gene into an organism's genome in order to express a foreign gene or to modify the expression of the organism's own genes. The crops modified using this technique are called genetically modified (GM) crops. Because the functions of the target genes to be modified are usually well characterized, the genetic transformation approach is more precise and straightforward compared to conventional breeding by crossing or mutation. These techniques also eliminate the disadvantage of traditional crossing methods in which several genes are added along with the gene of interest.

Genetic transformation in plants is normally carried out with the help of the soil bacterium *Agrobacterium tumefaciens*. In nature, the bacterium can infect wounded plants and cause tumour (also called crown gall) formation. Most bacteria have their DNA in the form of a main circular chromosome and several smaller circles of DNA called plasmids. *A. tumefaciens* has a

tumour-inducing (Ti) plasmid that contains a piece of DNA called T-DNA (transfer-DNA). T-DNA can be transferred into the plant cells and incorporated into the genome of the infected plant. The T-DNA carries the genes that stimulate the cell division without differentiation that leads to tumour formation.

The part of the plasmid responsible for DNA transfer from the plasmid into the genome consists of only about 25 base pairs at the beginning and end of the DNA sequence to be transferred. The sequences in between these two bordering sequences can be replaced with any other DNA sequence without affecting the DNA transfer. The discovery of this natural gene transfer that works across species barriers has provided a powerful tool for the genetic improvement of plant properties.

Restriction enzymes, which function like scissors, can cut DNA into pieces, and ligases, which work like glue, allow the cut pieces of DNA to be put back together. These enzymes are used to remove the genes causing tumours from the T-DNA in the isolated plasmid and



to replace them with the DNA sequence of interest. The modified Ti-plasmid, now called a recombinant plasmid or a transformation vector, is transferred back into *A. tumefaciens*. The bacterium is then propagated and the plant is infected. This method can be further divided into either tissue culture-based transformation (TCBT) or *in planta* transformation. For TCBT, a piece of plant tissue or organ (called an explant) is cultivated *in vitro* and the target gene is introduced into the explant by *A. tumefaciens*. A new and genetically modified plant carrying the target gene can then be grown from the explant. For *in planta* transformation, open flowers on a living plant are infected with *A. tumefaciens*. The infected plant will then produce seeds that can be harvested and sown. The individual plants that grow from these seeds will carry the new gene or genes into subsequent generations. This method tends to work very poorly for the majority of plant species and is

mainly used in model plant species such as thale cress (*Arabidopsis thaliana*).

*A. tumefaciens* transformation has been used for genetic modification in many plants, especially dicotyledonous\* species, to improve various agronomically important traits such as disease or insect resistance. Compared to dicotyledonous plants, monocotyledonous species are in general less susceptible to *Agrobacterium* infection. To solve this problem, some alternative chemical and physical DNA transfer methods have been developed. Among these, the most commonly used is biolistics using a gene gun or particle bombardment. In this method, the target DNA is coated on the surface of gold or tungsten particles. The micro-particles are then introduced into the plant cells or tissues with a propelling force such as compressed gas (helium) or electrostatic discharge.

Note that also some variants of site-directed nucleases (SDNs), described in the next section, include genetic transformation.

---

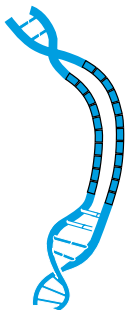
\*Dicotyledons are flowering plants with two seed leaves and leaves with net veins (compare to monocotyledons that have one seed leaf and parallel leaf veins, for example cereals and maize).



## SDN 1

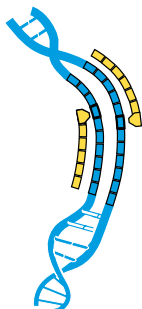
1

DNA to be edited.



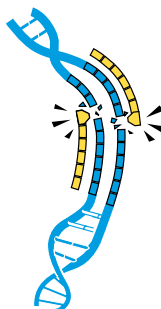
2

An introduced protein complex consisting of one binding domain (site specific) and one cutting domain (nuclease).



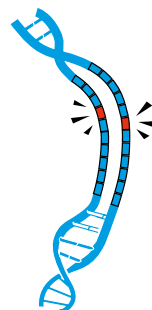
3

When the protein complex has found the pre-determined place in the genome, the nuclease creates a double strand break (DSB).



4

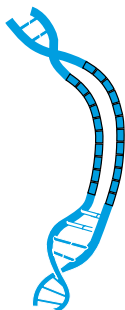
The cell responds to the DSB by repairing the DNA strands, often with some alterations in nucleotide sequence, thereby creating a random mutation at a specific site.



## SDN 2

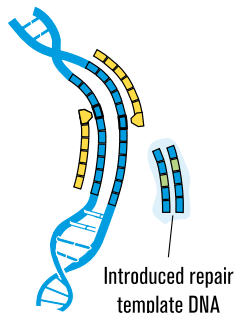
1

DNA to be edited.




2

As in SDN1 an introduced protein complex consisting of one binding domain and one cutting domain binds to a specific site. But in this case also a short DNA strand is added. This template is homologous to the target area, with the exception of the specific base alterations to be introduced.



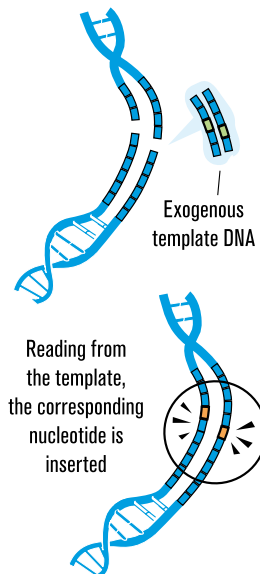
3

When the protein complex has found the pre-determined place in the genome, the nuclease creates a double strand break (DSB).



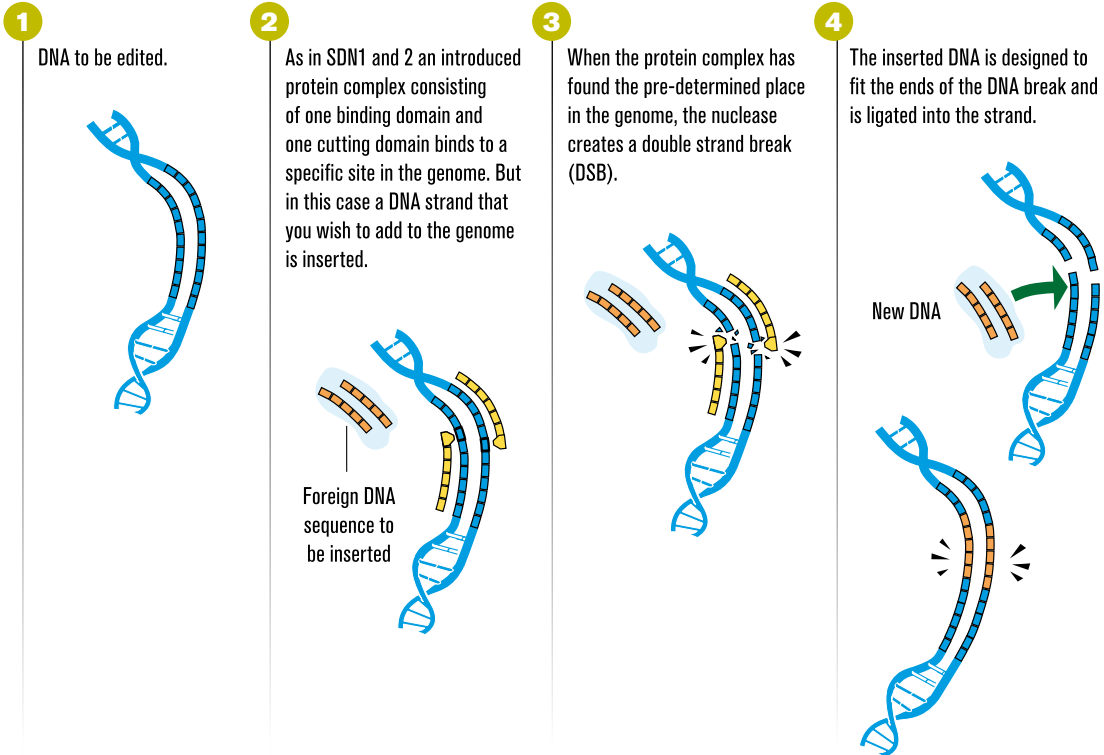
4

As in SDN1 the DNA repair system responds, but in this case the introduced DNA will be used as template for a specific nucleotide change.





### SDN 3



*Examples of Site Directed Nucleases (SDNs); Zinc Finger Nucleases (ZFNs) and Transcription Activator-Like Effector Nucleases (TALENs), which are based on the same principle. A cutting domain is combined with a designed binding domain that will determine where the cut will be made. In the first example the protein complex can be introduced via DNA, mRNA, or as a pre-made complex. It is only in the third example that introduced DNA is incorporated into the genome.*

### SITE-DIRECTED MUTAGENESIS

Site-directed mutagenesis methods have been developed to overcome the problem of randomness that results from mutation breeding as described in the previous section. These techniques allow particular sequences in a given gene to be modified in a specific manner. Site-directed mutagenesis can be achieved with different techniques including oligonucleotide directed mutagenesis (ODM), zinc finger nucleases (ZFNs), transcription activator-like effector nucleases (TALENs), homing endonucleases (HEs), and, very recently, clustered regulatory

interspaced short palindromic repeats (CRISPR) and CRISPR-associated (Cas) systems. The ZFNs, TALENs, HEs, and CRISPR/Cas are collectively known also site-directed nucleases (SDNs).

ZFNs are synthetic restriction endonucleases (enzymes that cut DNA strands) consisting of a customized DNA binding domain fused to a non-specific nuclease domain. The technique enables the introduction of a double strand break in any DNA sequence, and the cell responds by repairing the break resulting in a random mutation at the target site. The technique



has been used in maize and tobacco, but the efficiency of mutagenesis is low in most plant species. This introduction of a random mutation at a specific site is generally called ZFN-1 or SDN-1 according to the specific class of nucleases. The ZFN-2 (SDN-2) method works like ZFN-1 with the difference that a repair template for the desired alteration is included. This template is used by the target cell's repair machinery to produce a DNA sequence that is modified at specific single nucleotides. The ZFN-3 (SDN-3) method introduces genetic material at a specific site. The difference with this method compared to introducing DNA with *A. tumefaciens* or biolistic techniques is that the insertion is directed to a specific site in the genome.

Similar to ZFNs, TALENs also have a customized DNA binding domain fused to a non-specific nuclease domain. Here the DNA binding domain consists of a longer modular structure derived from the bacterium *Xanthomonas*. The nuclease domain can cut the DNA strand at a single nucleotide and each module can be engineered to recognize DNA sequences up to 30 base pairs, which improves the targeting specificity compared to ZFNs. TALENs enable the introduction of double strand breaks into virtually any DNA sequence with high efficiency in plants, and this technique is predicted to have broad applications in the future. As with ZFNs, TALENs can be used either to introduce an error (to knock out a target gene) or to introduce a new DNA sequence into the target site (that is, to perform genetic transformation).

Homing endonucleases (HEs) are naturally occurring enzymes that recognize rare DNA sequences from 14 to 44 base pairs in length. This feature makes them suitable for site-directed mutagenesis. Both natural and engineered HEs have been used to introduce double strand breaks, mainly in mammals. The main limitation to the use of HEs is that the

DNA binding domain is not clearly distinct from the nuclease domain, and this complicates the engineering procedure.

Similar to ZFNs and TALENs, the CRISPR/Cas systems also introduce double-strand breaks into almost any DNA sequence, but in this case specificity is achieved by pre-loading the nuclease with a small RNA molecule complementary to the target DNA.

Common for the ZFNs, TALENs, HEs, and CRISPR/Cas systems are that they cause alterations at specific sites in the genome. They can be introduced into the plant cells by electroporation (a short burst of high-energy electrical discharge) or treatment with polyethylene glycol (PEG) that facilitates penetration of the molecule through the cell membrane. With this method, integration of new DNA into the genome is much less frequent than in *Agrobacterium* transformation and in most of the cases only a temporary expression of SDNs is achieved. In this latter case, no new genes are left in the genome but the DNA modifications that the SDNs have introduced can be permanent. In the case where stable integration of the genes coding for SDNs occurs, it is still possible that the process of segregation can result in offspring that do not carry these new genes.

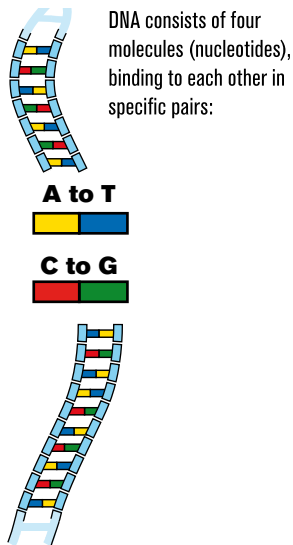
Other methods of delivery of SDNs are possible, for example, mammalian and insect embryos can be injected with mRNA encoding for SDNs. Direct delivery of SDN proteins would not include transfer of DNA, but such techniques will require further development if they are to be applied effectively in plants.

In conclusion, site-directed mutagenesis is a technique that enables precise modifications of DNA sequences. In those cases where genes are modified without insertion of any foreign DNA, the new genotypes might be classified as non-GM.

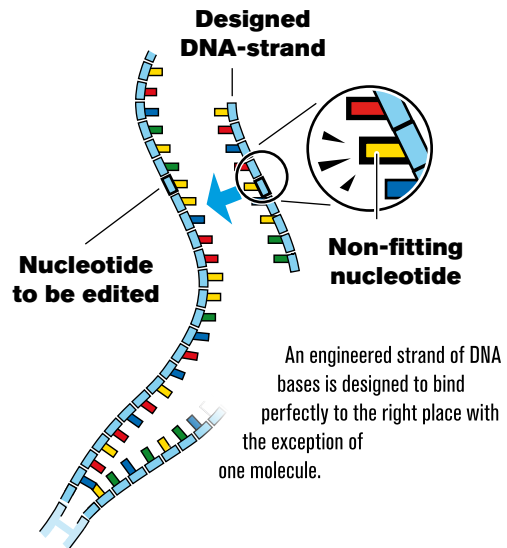
The ODM technique involves targeting DNA with short sequences carrying the desired mutation, usually about 20–30 base pairs. These



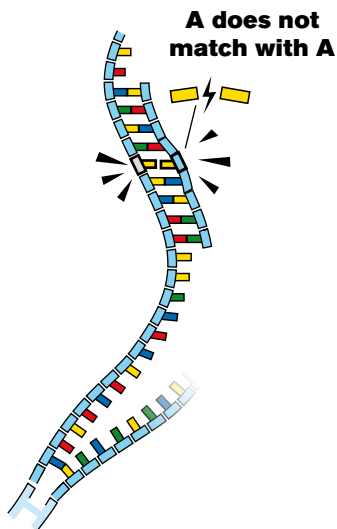
1



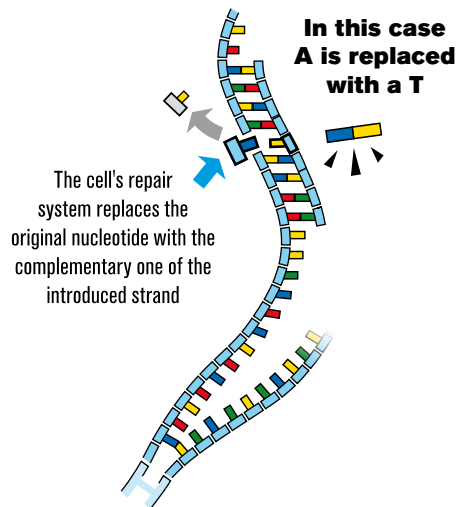
2



3



4



*In oligonucleotide directed mutagenesis (ODM), a short single strand of DNA complementary to the region to be edited, except for one nucleotide, is introduced into the cell. The cell's repair system recognizes the mismatch and replaces the nucleotide with the complementary one. The added single strand of DNA will then be degraded by the cell.*



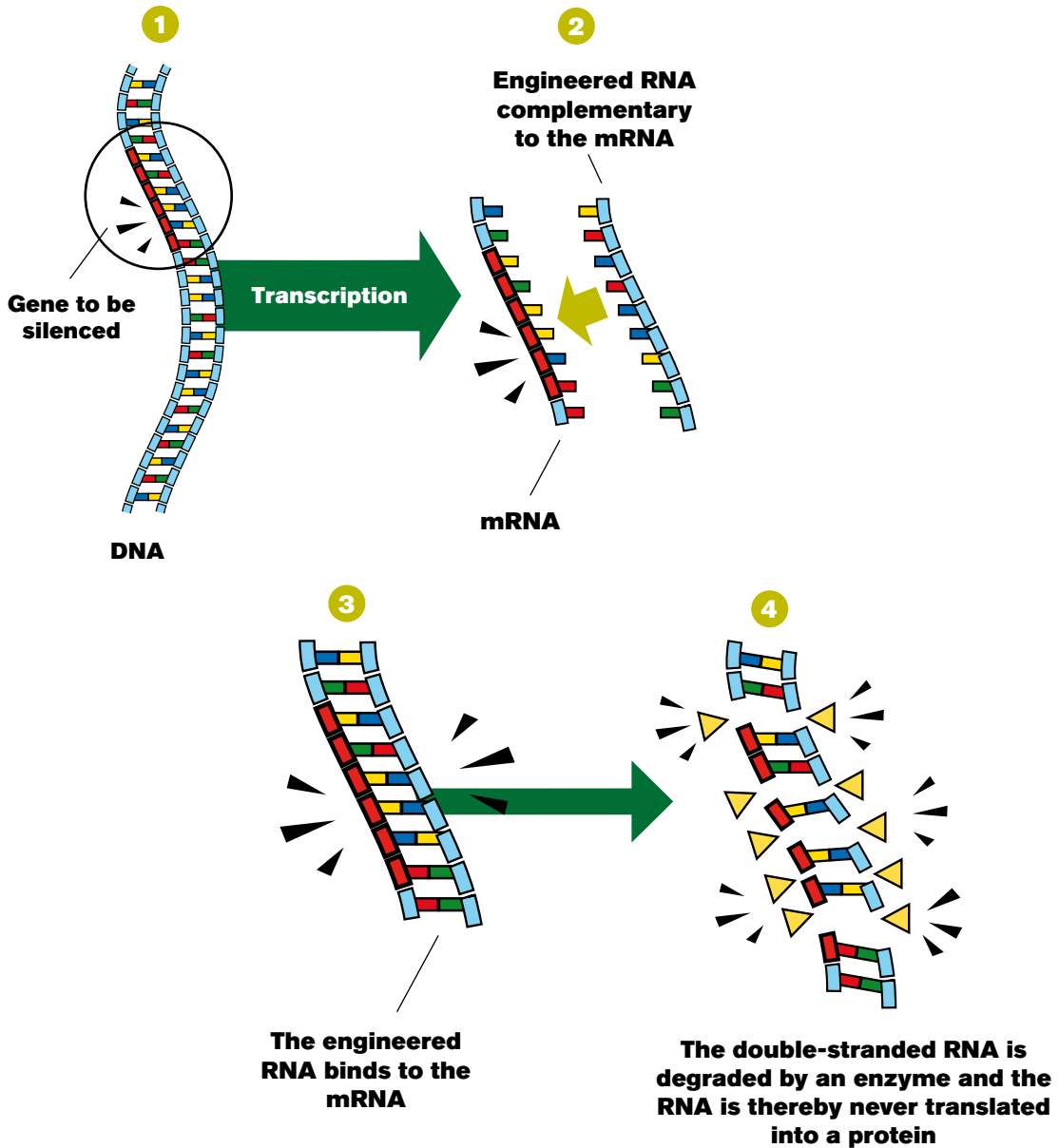
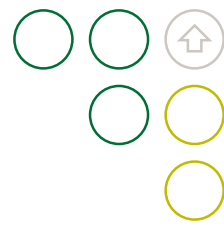
*Designed micro-RNA can be used to change the expression of specific genes. This technique has for example been used to raise the levels of oleic acid in soybeans.*

are introduced into the cell through the same processes of electroporation or PEG transformation used for SDN. ODM sequences are complementary to a region in the target gene and carry a desired modification but do not carry any nuclease domains. This technique is very simple but the efficiency is extremely low and other mutations can occur. The technique has been used in maize, rice, tobacco, and rapeseed to modify their herbicide tolerance traits. A variety of rapeseed developed with this technique has been grown in field trials in the UK and is regarded as a non-GMO.

#### MICRO-RNA AND RNA INTERFERENCE

Another expanding research area focuses on microRNA (miRNA). These are short RNA molecules that are not translated into proteins but instead regulate the levels of gene expression

by interfering with the mRNAs of genes before they are translated into proteins. If a miRNA is complementary to a part of the mRNA sequence, it will pair with the mRNA resulting in a double-stranded RNA. This double-stranded RNA will be cut into small pieces by a specific RNA-cleaving enzyme (which normally functions in the cell to destroy double-stranded viral RNAs). This principle is used in genetic engineering for down-regulating the expression levels of target genes and is called RNA interference (RNAi). The miRNA is introduced through regular transformation techniques (*A. tumefaciens* or a gene gun). The method has been widely used in human disease studies and in animal and plant breeding. For instance, this technique has been used to increase the level of the beneficial plant oil oleic acid in soybeans to over 80% of the total oil content.



*This principle of RNA interference (RNAi) is used for down-regulating the expression levels of target genes by preventing mRNA from being translated into a protein. A gene that codes for a RNA strand complementary to the gene's mRNA is transferred into the genome. The two RNA strands pair up to form a double-stranded RNA. In plants mRNA normally only exist as single strands and double-stranded RNA is quickly degraded by the cellular enzymes that protect the plant against viruses.*



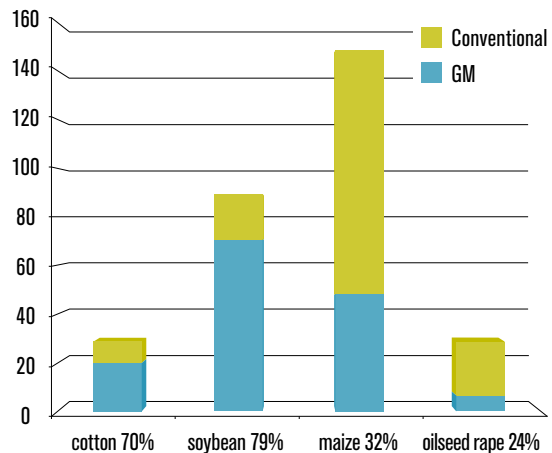


# Products developed through genetic modification

**The majority** of commercial products based on genetic modification – such as medicines, detergents, and food additives – come from GM microbes, but it has been GM crops, and more recently, GM animals that have received the most attention.

Large-scale cultivation of GM crops began in 1996 in the US. Since then, cultivation of such crops has expanded continuously in both developed and developing countries. Today, GM crops cover an area that represents approximately 11% of the world's cultivated area. This dramatic expansion makes GM crops one of the most rapidly adopted technologies in the history of agriculture. The main GM crops cultivated today belong to what is often referred to as the “first generation” of GM crops that were designed to lower the farmer's production costs by introducing traits such as herbicide tolerance (HT) and insect resistance (IR). The “second generation” of GM crops have been modified to change the product quality, including increased nutritional value, healthier oils, and the removal of allergens. The “third generation” of GM crops produce industrial products and pharmaceuticals such as vaccines.

GM farm animals and fish for food production include a number of species engineered with the aim of improving economically important traits such as growth rate, meat quality, wool growth, feed conversion, milk composition, mastitis resistance, lactation, and survival. An area that will likely become important in the near future is the creation of “environmentally friendly” GM farm animals that will be developed to reduce negative impacts of animal production.



*Areas cultivated with the 4 major GM and conventional crops globally in 2013 (million hectares) (based on James 2013)*

The development of GM farm animals for food production lags behind more economically profitable medical applications. For example, GM animals are used for the production of pharmaceuticals, known as “gene pharming”, and are potential sources for the production of organs and tissue for human transplantation (this process is known as xenotransplantation). Proteins and antibiotics are produced by GM farm animals via their mammary glands. Several proteins for human use have already been commercialized, or are close to commercialization, for treating coronary and lung problems and for functioning as blood substitutes and anticoagulants. GM animals are also used in research as models for human diseases.



## GENETICALLY MODIFIED CROPS

Although there are a wide range of plants with GM traits approved for commercial cropping (see page 52-53) it is foremost four crops that feature the two traits of herbicide tolerance (HT) or insect resistant (IR), or a combination of the two (stacked traits) that are widely grown. Most

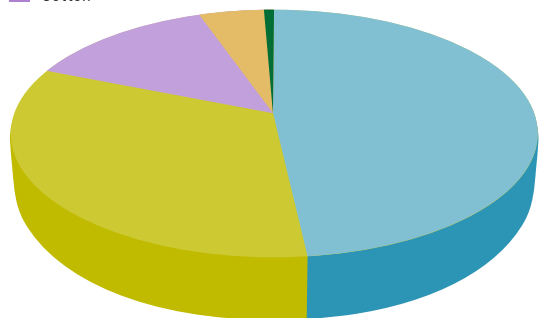
of the HT crops developed through genetic modification are engineered to tolerate the herbicides glyphosate or glufosinate, and the IR crops carry genes from different strains of the soil bacterium *Bacillus thuringiensis* (Bt). The different Bt proteins have very specific toxicities and target certain insect orders. The four major GM crops grown commercially today are HT soybean, Bt and HT maize, Bt cotton, and HT rapeseed. However, as shown in the table on page 52-53 there are numerous GM plants with a variety of modified or introduced traits.

During the period of 1996 to 2013, farmers in 29 countries planted an accumulated 1.6 billion hectares of various GM crops. In the US, the adoption of GM soy has reached 93% of the total soy area. India is the leading country in the world in terms of area dedicated to Bt cotton, which constitutes 95% of the total cotton cultivation area and is farmed mainly by small-scale farmers. India is followed by China and the US in cultivation of Bt cotton.

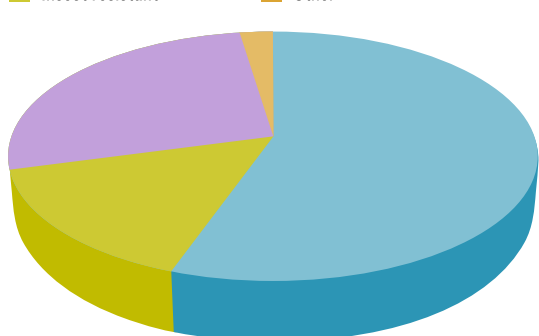
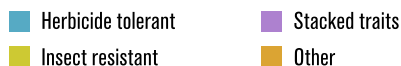
Bt maize was the first GM crop to be approved for commercial cultivation in the EU (in Spain in 1997). As of 2013, only two GM crops have been approved in the EU, including several cultivars of the MON810 Bt maize, and the Amflora\* potato. Five EU countries (Spain, Portugal, Czech Republic, Slovakia, and Romania) grew a total of 148,000 hectares of GM crops commercially in 2013.

In 2010, Sweden became the first Scandinavian country to commercially grow the Amflora potato. This potato has a modified starch composition that makes it produce mainly amylopectin starch that is used for high-quality glazed paper and adhesives, and in the textile industry. It reduces production costs and optimizes processing thus using less water, energy, and chemicals. The potato was also grown in Germany and Czech Republic.\*

### CROPS



### TRAITS



*GM crops and traits commercially grown globally in 2013, based on area. (Based on James 2013)*

\*In 2013 the General Court annulled the Commission's decisions concerning authorisation to place Amflora on the market (Amflora was withdrawn from the EU market in 2011).



# GM plants and traits

Plant	Herbicide tolerance		Insect resistance		Virus resistance	Pollination control	Product quality	Shelf life	
	Glyphosate	Glutamate	Other	Coleoptera	Lepidoptera	Other		Delayed senescence	Del. ripening/softening
Alfalfa									
Argentine canola ( <i>Brassica napus</i> )							a		
							b		
			c						
Bean		≤ 2							
Carnation			e						
Chicory			e				f		
Cotton			c		≤ 2				
			c		≤ 2				
					≤ 2	g			
Creeping Bentgrass									
Flax			e						
Maize									
	≤ 2								
	≤ 2				≤ 4				
							h		
							h		
				≤ 4*	≤ 5				
				≤ 2*	≤ 4				
				≤ 4*	≤ 4				
Maize				2*	≤ 5				
				≤ 3*	≤ 5				
				≤ 2*	≤ 5				
					≤ 5				
Maize			e						

GM crops and traits approved for commercial cultivation (in any country) up to 31 December 2012. Each row shows the crop and the different combinations of traits introduced with GM technology. Different types of the same trait are sometimes “stacked” in the same crop variety. The table lists the maximum number of trait variants stacked for each trait (in that specific combination of different traits). For example, row five in the maize section show that there are approved maize varieties that are both glyphosate tolerant and Lepidoptera resistant. The ≤ 2 denotes that there are crop varieties with this combination that carry up to two types of glyphosate tolerance, and the ≤ 4 that there are varieties that carry up to four types of resistance against Lepidopteran insects.

?





*Insulin was one of the first commercial products to be produced with GM microorganisms.*

## GENETICALLY MODIFIED MICROBES

Humans have made use of the fermentation process of bacteria and yeasts for thousands of years. However, it was not until the 19th century that these processes were understood to result from the activity of these microorganisms. At that time, the development of techniques for growing pure cultures and improving yeast strains began. A major advance in large-scale production was the production of penicillin during World War II. GM microbes are now used in mineral recovery, medicine, environmental protection, food production, and agriculture.

The first organism to be genetically modified was a bacterium. As mentioned previously, bacteria have DNA in additional small rings of DNA called plasmids. These plasmids can be isolated from the bacteria and their genes can be replaced by genes coding for the protein of interest. The modified plasmids are put

back into the bacterium, and the bacterium will produce the protein (see figure on page 11). As the bacteria culture grows, so will the production of the protein. The development of bioreactors and the ability to specifically tailor microorganisms have enabled the large-scale production of complex natural compounds. Before such methods were developed, the only way to provide insulin to people with diabetes was to produce it in farm animals such as cows and pigs. The process of collecting the pancreases of the animals was tedious and costly, and even though the insulin produced in this manner is similar to human insulin, it is not identical and this has caused problems for many patients. Today, genetically modified *Escherichia coli* bacteria carrying the human insulin gene provide almost all the insulin used by human patients. There are many other examples of medical proteins that are manufactured by GM bacteria.



<b>Antibiotics</b>	Ampicillin Benzylpenicillin Cefoxitin Ceftriaxone Cephalexin Erythromycin A Methicillin Streptomycin sulphate Tetracycline HCl Vancomycin HCl ...and many more
<b>Ascorbic acid (Vitamin C)</b>	
<b>Biopolymers</b>	Melanins: Animal adhesive proteins (from the blue mussel) Rubber (originally from the plant <i>Hevea brasiliensis</i> ) Biodegradable plastics (polyhydroxyalkanoates)
<b>Blood-clotting protein</b>	Blood clotting factor VIII. For patients with forms of the bleeding disorder haemophilia. Before the protein was obtained by processing large quantities of human blood from multiple donors (risk of transmission of infectious diseases)
<b>Carbohydrate processing enzymes</b>	Convert starch to glucose, or glucose to fructose
<b>Detergents</b>	Protein-degrading enzymes
<b>Enzyme for cheese production</b>	Chymosin, first GM food additive used commercially. Traditionally, the enzyme is obtained from rennet, from the fourth stomach of milk-fed calves
<b>Hepatitis B vaccine</b>	Hepatitis B virus, unlike other common viruses such as polio virus, cannot be grown <i>in vitro</i>
<b>Human growth hormone (HGH)</b>	Somatotropin. Before recombinant HGH became available, HGH for therapeutic use was obtained from pituitary glands of slaughtered animals
<b>Insulin</b>	For patients with diabetes
<b>Amino acids for:</b> <b>Production of flavour enhancers</b> <b>Therapy for liver diseases</b> <b>Bread production, therapy for bronchitis, antioxidant</b> <b>Cosmetics</b> <b>Intravenous solutions</b>	Aspartic acid Arginine Cysteine  Serine Valine ...and many more
<b>Vitamin B12</b>	

Examples of products from genetically modified microorganisms.



Photo: AquaBounty Technologies

*The AquAdvantage® Salmon (background) is a GM Atlantic salmon that carries a growth hormone gene from the Chinook salmon that makes it grow faster during an early stage of life and reach market size one year earlier than non-GM Atlantic salmon of the same age (foreground).*

## GENETICALLY MODIFIED ANIMALS

Canada is currently the only country that has approved a GM animal for food – the eggs from a transgenic salmon (AquAdvantage®). The fish it self (described below) is expected to be approved by the US Food and Drug Administration within the near future.

**Fish:** The main interest regarding GM fish has been in general growth enhancement with a focus on species already commercially grown via aquaculture, such as salmon fishes, carp, and tilapia. The AquAdvantage® salmon is a GM Atlantic salmon that carries a growth hormone gene from the Chinook salmon that provides the fish with the potential to grow 5 to 10 times faster during an early stage of life and thus reach market size (4–6 kg) one year earlier than non-GM salmon. Another recent strategy to directly increase fish meat production is aimed at “double muscling” in rainbow trout. These

fish have been genetically modified to improve the efficiency with which they convert food into muscle mass. More recently, genetic modification in fish has been used to improve disease resistance and survival and this has increased the areas in which fish can be cultivated.

**Pigs:** A number of genes have been transferred to pigs to improve their growth, health, and reproduction and to alter their meat composition. Such modifications could lead to pig production that is better for the environment or that provides healthier meat for consumers. Another example is improved milk quality in sows that enhances piglet survival and early growth. The insertion of growth hormone genes has resulted in pigs with increased growth rates, a larger ham, and a higher percentage of lean meat. Meat quality has been improved by changing the amounts of fatty acids such as omega-3. Improved disease resistance, such





as resistance to swine influenza, is another motivation for producing GM pigs.

“Environmentally friendly” GM pigs have been developed with the aim of reducing the environmental impact of pig production. An example of this is the Enviropig project in which GM pigs produce an enzyme (phytase) in their saliva. The gene coding for phytase comes from a bacterium and the enzyme enables the pig to utilize all of the phosphate in their feed. Thus, the faeces of Enviropigs contain 60% less phosphate than conventional pigs. Phosphorus leakage from farmland is a huge environmental problem because too much phosphate leaching into lakes and seawater results in massive algae growth. In addition, the availability of high-quality phosphorus is limited thus feed costs for the Enviropigs are reduced because they do not require a phosphorus supplement in their diet.

*Cattle:* GM cattle are used in the production of pharmaceuticals in milk and as models for human diseases. However, the interest in GM cattle for food production is increasing. Particular attention has been devoted to milk quality, udder health, and disease resistance. Udder problems, often mastitis, are one of the main reasons for antibiotic treatments and the early culling of dairy cows. The disease is painful for the cows and it costs the world dairy industry billions of euros every year. GM cows that secrete an antimicrobial substance (lysostaphin) in their milk have shown enhanced resistance to mastitis and improved udder health. Other examples are cows that produce more beta- and kappa-casein in their milk, which improves the quality of the milk and the transformation process from milk to cheese. In addition, GM cows with altered ratios of fatty acids in their milk could have a positive effect on human health.

*Goats:* In goats, particular attention has been given to udder health and milk quality. The human enzyme lysozyme that is produced in


the milk of GM goats has positive effects on the development of lactic acid bacteria in the milk and this leads to improved udder health, increased food safety and consumer health, and to improvements in the cheese-making process. GM goats expressing another enzyme (stearoyl desaturase) produce milk with higher proportions of monounsaturated fatty acids, which might be beneficial for human cardiovascular health.

*Sheep:* GM sheep have been created to improve wool production and disease resistance, and the transfer of a gene producing an insulin-like growth factor has resulted in increased fleece weight. Another GM sheep has been developed to resist viruses that cause pneumonia and arthritis in sheep. Also, sheep resistant to “mad cow disease” (bovine spongiform encephalopathy – BSE), a lethal disease in humans and animals, have been developed through genetic modification.

*Chickens:* Chickens have been genetically modified mainly to increase resistance to diseases, increase feed conversion efficiency, and increase growth rate, although the latter has been met with little success. One example is the chicken resistant to avian influenza (caused by the H5N1 virus). This virus can cause both economic and health problems in animals and humans and there is the risk of development of new pandemic strains of the virus.







# Ethics of breeding

**Breeding aims** to refine plants, animals, or other organisms for particular purposes through a process of selection. This process sometimes raises ethical issues, such as when questions of animal welfare or environmental consequences are at stake or when traditional animal breeds or plant varieties with cultural significance are no longer available. Purposeful changes of genes have also been criticized with arguments that refer to religious or ethical bounds on what mankind is entitled to do with nature.

## ETHICS IN ANIMAL BREEDING

The breeding of animals dates back to the first attempts to domesticate them and make them useful for human purposes. This process has generally led to changes of some animal behaviours and has produced animals that are less frightened by humans, less active, and have higher social tolerance. It has also produced animals with higher reproductivity or changes in phenotype such as body size and fur colour. Dogs are not only one of the first species to be bred, but are also the most clear example of large phenotypic change; from a wolf to a Chihuahua. Breeding of companion dogs originally sought to achieve different capacities such as hunting, herding, and guarding and this has resulted in today's large variety of breeds. However, these dogs are seldom used for their original purposes today.

In livestock, on the other hand, increased production has been the single, overarching aim that has influenced most breeding programmes. This includes rapid growth in chickens, high milk yield in dairy cows, and a high number of offspring in pigs. This process has occurred in parallel to industrialization after World War II, and it has often been described as a civilisation's victory over poverty and malnutrition. In

many industrialised countries, having meat on the table is no longer seen as a luxury. However, the increased production of animals for meat can also be seen as a threat to civilization. For example, the global spread of diseases such as BSE and N5H1, the increase in antibiotic resistant bacteria, climate change, and negative environmental impact are related to efforts to reduce production costs, increased specialisation of production branches and internationalisation of animal production and consumption. In any judgment of today's industrialized animal husbandry, both sides of the debate need to be taken into account. Important questions that need to be addressed include what the role of animal breeding is in these developments, what role it will play in the future, and how breeding programmes can contribute to reduced negative environmental impacts. The breeding of farm animals, therefore, is not an ethically neutral undertaking but rather builds on ethical values concerning what has been good so far, what needs to be improved, and how future global challenges are best met. These issues consider the overall aim of farm animal breeding and are at a higher level than the narrower choices that are involved in defining the goals of breeding programmes.

In all farm animal breeding programmes, the primary question concerning the goal of the programme is crucial along with why such a goal is important. However, ethical aspects of animal breeding concern all steps of the process (see figure on page 24) including the choice of methods, techniques, and variables for measurements, the choice of criteria for, genetic evaluation, and an evaluation of the estimated genetic gain. As described on page 21, these steps all contain elements of choices made by the breeders and are thus dependent on their




*The average dairy cow in Sweden produces over 8000 kg of milk per year. Are there any ethical aspects on increasing the production even more?*

evaluation of the offspring – “did we get what we wanted?” If not, was this due to limited measurements of the genetic traits or to the use of the wrong methods? How should one decide when a limit is reached and when should one re-evaluate the breeding goal? These issues are of ethical relevance because sentient animals are used and there is a risk of causing them suffering or pain due to certain methods such as; hormone treatments in egg donors and surrogate mothers, artificial insemination, and welfare issues related to male animals that are often kept apart from other animals. If the evaluation of a goal is not properly undertaken, animals might be used unnecessarily or the use of a better treatment might be delayed.

In interdisciplinary research that combines breeding, animal welfare studies, and animal

ethics, another core question is whether animals should be bred for behavioral changes that will allow the animals to better cope with the environment or if the environment should be changed to better suit the animal’s behavioural needs and welfare. So far it has been primarily argued that the appropriate solution is to create husbandry systems that are suitable for the animals, rather than breeding for animals that are less frightened or susceptible to stress, because low reactions to stress do not necessarily imply good animal welfare. Additional ethical aspects of breeding are relevant at the farm level, that is, in the daily use of the breeds. In general, animal health is considered to be important as long as it has a concrete economic value, but broader aspects of animal welfare are also relevant. As mentioned previously, mastitis



is a common welfare problem on dairy farms and any solution to this problem would be welcomed. On the other hand, mastitis is related to production levels and to a general increase in yield, even if not each individual cow have an increased production. Another example of an ethical dilemma is the litter size of sows that increasingly give birth to more piglets than they have teats. A recent study has shown that dairy and pig farmers would be likely to accept lower milk and litter size if this increased animal health and thus lowered the disease and mortality risk and, albeit indirectly, reduced costs.

From an ethical point of view, both the aim of breeding and the selection of traits have to be considered. As to the first, what is the role of these high producing cows and sows in a global context? For example, what are the consequences of increased production per animal in terms of issues like food security, farmer income, global disease control, and animal welfare? As to the second, what traits are necessary for a robust animal and how should such robustness be defined? Even if it might be economically sustainable to cull a high-producing cow at an age of four or five due to mastitis rather than to use a less productive but healthier breed, is such activity also environmentally sustainable? And what are the social aspects; what do farmers think and what do consumers know? From an ethical point of view, any current practice can be scrutinized and discussed with the aim of finding the most solid arguments for each position.

Another ethical issue is whether animals have intrinsic value. Criticism of the genetic modification of farm animals has often been related to their intrinsic value, whereas genetic modification of mice for medical purposes has become a self-evident necessity. Thus, other aspects such as the role of the animal, our relation to it, or simply tradition strongly influences what we think is acceptable to do with an animal. Also, given the different methods for changing the

genetic makeup of an animal (as described on pages 25–31) it might be difficult to see a clear distinction between conventional breeding and genetic modification. Is the most relevant ethical aspect in the choice of method, in the method itself, or in the consequences of using a certain method? There are a number of ethical issues to be considered regarding the importance of the methods, and these will be shown in the following section about plant breeding. These issues also concern animal breeding.

## ETHICS IN PLANT BREEDING

The breeding of plants has rarely been seen as involving controversial ethical issues. The genetic modification of plants, however, is often thought to involve such issues. It is a common belief that genetic modification is wrong, but what might such a claim amount to and what might it imply?

Some people have objections to the technology as such – that there is something inherently wrong with genetic modification that sets it apart qualitatively from changing a genome through traditional means such as selective reproduction. One such argument is that genetic modification is unnatural and, therefore, immoral or at least morally problematic. A representative of this position is the Prince of Wales, who in his commentary on the 2000 Reith Lectures on BBC Radio 4 argued that “above all, we should show greater respect for the genius of Nature’s designs – rigorously tested and refined over millions of years. This means being careful to use science to understand how Nature works – not to change what Nature is, as we do *when genetic manipulation seeks to transform the process of biological evolution into something altogether different*” (emphasis added). This is a strong claim, and even if many people share the idea of genetic modification as “unnatural”, it appears to be less of a moral problem in medical applications such as when



GM microorganisms produce insulin for treating diabetes.

The opposition might not be so much against GM technology as such, but more against different applications of it. This means that even people who do not have an objection in principle to the technology still can be critical to its use in agriculture in general or in food production in particular. This way of arguing is an appeal to the consequences of the technology and to its applications. Some people emphasize the risks and uncertainties of this new technology and argue either that there are risks to human health or the environment or that there *might* be such risks and that for this reason some version of the precautionary principle should be applied.

A large part of the discussion around the ethics of GM crops has been focused on issues of risks to human health and the environment. Considerable efforts have been made by GM proponents to argue that the crops themselves are not riskier *per se* than any other type of agricultural plant by citing extensive evidence from risk assessments of GM crops. Opponents of GM crops are skeptical to such arguments. However, this focus on risks might be partially misleading. Many people who are critical of GM crops are critical not because they think they are dangerous, but for other reasons. First, many GM critics emphasize uncertainty or ignorance. While risk connotes quantifiability and manageability, uncertainty and ignorance mean that the degree of risk from a particular activity is not known, or at least is insufficiently known. This can be compared to a game of dice. Imagine that there are two dices in a cup, and that you are asked to place a bet on one of the dices showing a six. The likelihood of this happening can be easily calculated. But imagine that you are offered the same bet, but without knowing how many dices are in the cup (if any at all). The introduction of GM crops has been likened the second case where it has been argued that potential surprises

are lurking. Perhaps there is a mouse in the cup that will bite you! Hence the reference to the precautionary principle. Secondly, GM crops are seen as perpetuating a particular economic, social, and cultural world order that includes large-scale industrial agriculture. Thus, criticism of GM crops might not be directed towards the technology as such but against its social consequences. Genetic modification, it is argued, is another way of transferring power from consumers and farmers to a small number of multinational corporations, from the poor to the rich, and from the developing countries to the developed.

Another reason to look beyond the risk discourse is that one critique of GM crops has nothing to do with risks but rather with a perceived absence of benefits to end users and society. First-generation GM crops mainly have agronomic traits (herbicide tolerance or pest resistance) that are useful to the grower but which make no difference in terms of the quality of the end product. Chocolate made from GM soy and sugarbeet does not taste better than non-GM chocolate, so there appears to be no inherent reason for the consumer to buy it.

Whether these arguments are reasonable or not can, of course, be debated, and it is quite conceivable that some of them might lose their intensity as the technology and regulatory systems develop. If, for instance, GM crops with perceivable consumer benefits – better tasting or healthier products – become available, the argument based on a lack of such benefits would no longer be valid. In addition, political reforms might loosen the connection between the technology and particular corporations. Such reform may include changed patent rules or increased public involvement in the development of new crops, thus diminishing the dominance of the corporations.







# Rules, regulations, and policies for breeding and biotechnology



**EU Directive 2001/18/EC** on the deliberate release into the environment of GMOs defines a GMO as “an organism, with the exception of human beings, in which the genetic material has been altered in a way that does not occur naturally by mating and/or natural recombination”.

**The general regulatory framework** of GMOs within the EU constitutes part of the doctrine of the Food Law established by Regulation 178/2002 of the Council and the European Parliament. However, the first rules on GM products already appeared in Council Directive 90/220/EEC of 23 April 1990 on the deliberate release into the environment of GMOs. This was followed by the Commission Regulation (EC) No 258/97 of the European Parliament and of the Council on 27 January 1997 concerning novel foods and novel food ingredients.

A series of critical food-related events in the 1990s (not related to GMO products), including BSE, *E. coli*, and *Salmonella* outbreaks and the discovery of dioxin residues in foodstuffs resulted in a number of important changes within the EU concerning the regulation of food, and these regulations still apply today. One of the changes in the 1990s was the move from “vertical harmonisation” or “industry specific” regulations to “horizontal harmonisation”. Vertical harmonisation means that the

rules apply to a specific food at all production levels. The introduction of “horizontal harmonisation” legislation refers to regulations for the entire food chain and all of the food and feed products or groups of products across sectors simultaneously. A number of factors shaped the development of the EU regulatory framework concerning GMOs, and these involved a great deal of politics at the national, transnational, and inter-institutional levels. Moreover, a lack of confidence in food regulators following the BSE outbreak and other crises was combined with cultural and traditional differences, dissemination of information through the media, and political activism by a number of groups.

These crises showed that the member states could not deal with the problems separately and that the EU lacked the tools and mechanisms to respond to such crises. At the same time, certain parts of the industry and various affected groups such as farmers, consumers, and environmentalists became active. These groups stressed the need for an approach to understanding and designing food regulatory systems that are not tied to economic markets but instead take the consumers’ interests into account. These efforts affected the public discourse and shaped the new rules. Although GMOs were initially considered to be important innovations that could boost growth and expand the industry, the crises within the food production systems combined with the above factors led to the introduction of a number of strict regulations and the establishment of the European Food Safety Authority (EFSA). The EFSA, located in Parma, Italy,



is responsible for risk assessment and risk communication on scientific issues while risk management remains under the auspices of the Commission, specifically the Directorate General for Health and Consumers (DG Sanco). The GMO rules are decided by the Ordinary Legislative Procedure after the Lisbon Treaty where both the European Parliament and the Council co-decide.

Several regulatory frameworks govern the development and use of GMOs, and the purpose of these legislations is to avoid negative effects on animals, human health, and the environment. Therefore, all GMOs go through a case-by-case risk evaluation. Within the EU, the legislation is founded on common directives that are implemented into the national legislation of each member state. Hence, based on the com-



## EUROPEAN UNION

Directive 2001/18/EC on the deliberate release into the environment of GMOs

Regulation (EC) 178/2002 laying down the general principles and requirements of food law, establishing the EFSA, and laying down procedures in matters of food safety

Regulation (EC) 1829/2003 concerning GM food and feed

Regulation (EC) 1830/2003 concerning the traceability and labelling of GMOs and the traceability of food and feed products produced from GMOs

Regulation (EC) No 1946/2003 concerning the cross-border movements of GMOs and transposing the Cartagena Protocol on Biosafety into EU law

Regulation (EC) 65/2004 establishing a system for the development and assignment of unique identifiers for GMOs

Regulation (EC) 641/2004 regulating the application for the authorisation of new GM food and feed, the notification of existing products, and the adventitious or technically unavoidable presence of GM material that has benefited from a favourable risk evaluation

Directive 2009/41/EC concerning contained use of GM microorganisms

*Current EU legislations on GMOs.*



mon EU directives every member state decides on national laws that regulate both the development and use of GMOs. In Sweden, for example, ten different authorities have responsibilities in relation to regulatory decisions concerning GMOs: the Swedish Board of Agriculture, the Swedish Forest Agency, the Swedish Chemicals Agency, the Swedish Civil Contingency Agency, the Swedish National Environmental Protection Agency, the National Food Administration, the Swedish Gene Technology Advisory Board, the Medical Products Agency, the Swedish Agency for Marine and Water Management, and the Swedish Work Environment Authority.

Depending on the usage and the type of organism, one or more of the different governmental agencies are responsible for the evaluation and risk assessment of any particular GMO. The rules governing GMOs also make a distinction between contained use, deliberate release, and commercial usage.

## CONTAINED USE

Contained use relates to the use of GMOs under conditions where contact between the GMOs and the surrounding environment and the public are restricted. The use of GMOs in approved laboratories and greenhouses are examples of contained usage and can involve GM animals, plants, and microorganisms in research laboratories as well as GM microorganisms used for enzyme or pharmaceutical protein production. In Sweden, contained use of GMOs is regulated by the Ordinance on Contained Use of Genetically Modified Organisms (SFS 2000:271). The Swedish Work Environment Authority is the competent authority in the case of GM microorganisms and cell cultures of higher organisms. Aquatic GM organisms are governed by the Swedish Agency for Marine and Water Management. The Swedish Board of Agriculture governs contained usage of all other GMOs including terrestrial plants and animals.

## DELIBERATE RELEASE

The Swedish Environmental Code defines “deliberate release” as any intentional introduction of GMOs into the environment without containment. Examples are field trials with GM plants, clinical trials with GM microorganisms, and farm-based trials with GM animals. A trial of any GMO must comply with the requirements laid down in part B of Directive 2001/18/EC of the European legislation, and such trials require a permit from the relevant national competent authorities. In Sweden, this is regulated by the regulation on Deliberate Release of Genetically Modified Organisms (SFS 2002:1086).

In the case of field trials of GM animals and GM plants, permits are granted by the Swedish Board of Agriculture or by the Swedish Forest Agency in the case of trees for wood production. Because field trials with GM plants occur outdoors, extra precautions such as fences, insects nets, seed traps, and minimum cultivation distances to related crops and beehives have to be implemented to limit the risk of dispersal of GMOs into the surrounding environment. In the case of animal trials, all precautions must be taken to avoid the escape of GM animals and the mating of GM animals with wild animals.



### New technologies – GMO or not?

In recent years a number of new technologies have emerged (see page 39-47). In some cases it is unclear if the resulting organism is a GMO or not. This is currently being investigated in the EU.



**One of the unique** characteristics of the EU is that it incorporates different forms of cooperation among the member states. Supranational cooperation denotes that the member states move beyond the national boundaries of interests, and through the involvement of the EU institutions reach decisions that have a direct effect on the member states, based on the provision that are set out by the EU Treaties (agreement under international law). Intergovernmental cooperation is based on the traditional international cooperation among states. The decisions based on such cooperation are binding only for the states involved in the process and the EU institutions play a facilitating role.



## COMMERCIAL USAGE

Commercial usage of GMOs is referred to in the legislation as “placing on the market” and includes both supplying and making a product available to third parties by, for example, selling it. Approval for placing a GMO on the market can include one or several possible uses such as cultivation, import, processing of living GMOs, or the use of GMOs as ingredients in human food and animal feed. Decisions on placing GMOs on the market are taken collectively by the EU member states. There are two ways to apply for placing a GMO on the market in the EU. One can follow either Directive 2001/18/EC, which regulates both deliberate release, field trials and commercial cultivation, within the EU and the importation of a GMO from a country outside of the EU, or Regulation (EC) no. 1829/2003 that regulates the commercial cultivation, importation, processing, and use of GM food and feed. As of today, the majority of the applications have been filed according to

Regulation (EC) no. 1829/2003 (see the flow-chart of the approval process).

An application for placing a GMO on the market can be submitted to a competent authority in any EU member state. The competent authority, in turn, sends the application to the EFSA. The EFSA GMO panel conducts a scientific risk assessment of the GMO with respect to potential hazards to animal or human health and to the environment. The risk assessment is based on the available scientific literature and documentation handed in by the applicant that has to follow internationally agreed guidelines according to the *CODEX Alimentarius*\*. Based on the risk assessment, the GMO panel issues a scientific opinion to the European Commission. National authorities are invited to comment on the application. The decision to approve the application is taken by the Standing Committee on the Food Chain and Animal Health if a qualified majority vote (QMV) can be reached or, if a qualified majority

---

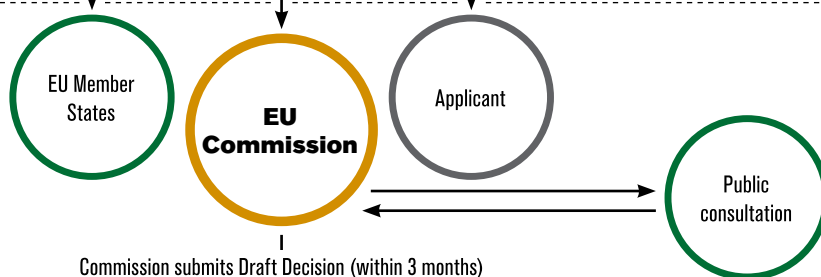
\* Collection of internationally recognized standards, codes of practice, guidelines and other recommendations relating to foods, food production and food safety.



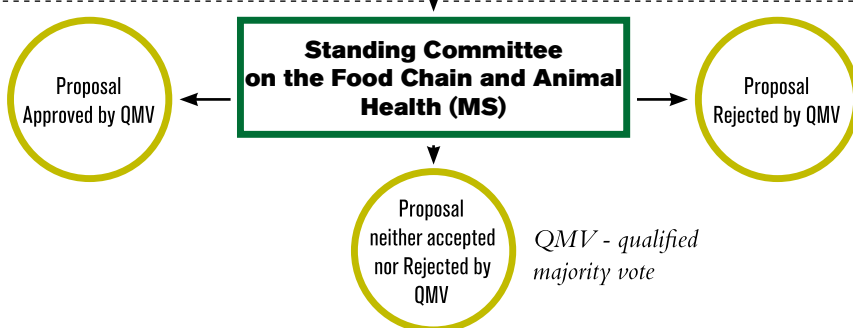
## PHASE 1



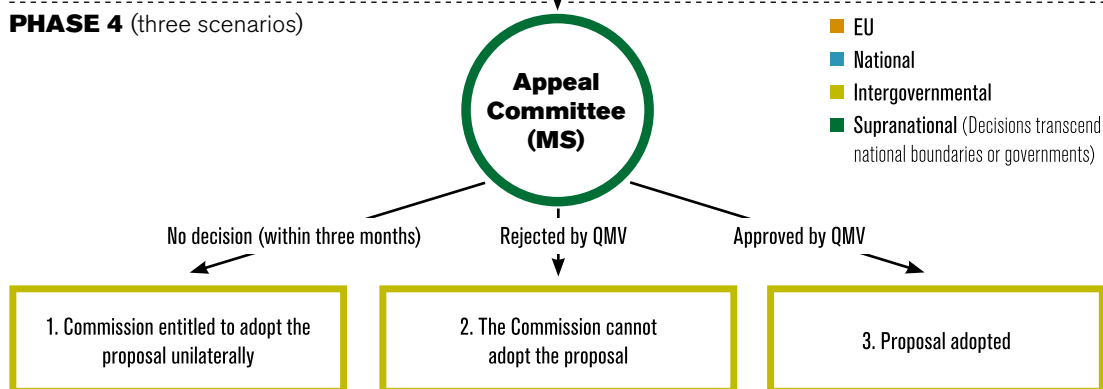
## PHASE 2



## PHASE 3



## PHASE 4 (three scenarios)



The decision making process for the authorisation of GMO in the EU according to Regulation (EC) no 1829/2003.



cannot be reached in the Standing Regulatory Committee (SRC), by the Appeal Committee. Decisions of approvals are valid throughout the European Union. Applications filed according to Directive 2001/18/EC (deliberate release into the environment) follow a similar route; the SRC and the Commission need to consult the national competent authorities for the environmental impact assessment and have three months to reply after the request has been made.

Currently, no GM mammals, fish, or insects are on the EU market. The EFSA, in coordination with the European Commission, is currently developing environmental risk assessment (ERA) guidelines with the aim of assessing the possible direct, indirect, immediate, or delayed risks to human health and the environment by such organisms as well as related issues concerning animal health and welfare. This will support possible future applicants in submitting their applications for GM mammals, fish, insects, and derived products for entry into the European market. The European member states are revising the ERA guidelines and the DG Sanco, in coordination with the European Commission, is preparing a proposal for new European legislation on GM animals, fish, and insects. The ERA guidelines will be incorporated into the new EU law, and the EU Regulation will be presented and discussed by the European Parliament at the end of 2014. After approval, member countries will incorporate the EU Regulation into their national laws.

## **LABELLING AND TRACEABILITY**

The labelling and traceability of GM food and feed are regulated through EU Regulation 1831/2003. Food or feed that contain, consist

of, or are produced from GM ingredients have to have “genetically modified” or “produced from genetically modified x” clearly visible on the label\* to ensure traceability and freedom of choice for the consumers. Also, processed food and feed that do not have detectable levels of DNA or proteins but that are made from GMOs, such as refined sugar and rapeseed oil, have to be labelled. Because large parts of the world’s production of staple foods such as maize, soy, rice, and rapeseed are currently derived from GM varieties, involuntary or technical intermixing of GMOs in conventionally produced food and feed is sometimes difficult to avoid. GM varieties that have been approved within the European approval system and do not pose any known hazard to animal or human health or the environment are allowed to occur up to a limit of 0.9 % of that particular species in a product, without GMO labelling. Intermixing of unapproved GMOs is in general not allowed in the EU although intermixing up to 0.1% in feed is accepted under certain circumstances. See Regulation EU No. 619/2011.

Vitamins and enzymes produced from GMOs do not require labelling nor do textiles produced from GM cotton or oils from GM plants that are used for technical or cosmetic purposes such as skin care products. Meat, eggs, and milk produced from animals that have been fed GM feed do not require labelling because the animals themselves are not GMOs. In principal, the legislation stipulates that food and feed should be labelled with what ingredients the food does contain rather than what it does not contain. Hence, labelling foods as “GM-free”, which is commonly found in countries outside of the EU, is not supported by the current legislation, although this is interpreted differently in different EU member states.

---

\*Certain traces of GMOs in products may be adventitious or technically unavoidable. Such presence of GMOs should therefore not trigger labelling and traceability requirements.



The demand for traceability stipulates that a GMO or a product that contains GM ingredients or is made out of a GMO (except enzymes and vitamins made from GM microorganisms) should be followed by documentation that allows traceability through all stages of its production and placement on the market.

## COEXISTENCE

Because products that contain GMOs have to be labelled, involuntary intermixing between conventionally produced products and GM products poses an economic risk to the farmers. Farmers using conventionally bred varieties might have to label their products if they contain over 0.9% of a GM crop, and the farmers growing GM crops might face liability charges. Coexistence is not regulated at the EU level. However, to minimize the risk of intermixing between GM varieties and conventionally bred crops, Swedish authorities have developed a regulatory framework for the cultivation of GM crops. The intention with the rules is to reduce intermixing to a level below the threshold of 0.9%. The requirements include cultivation distances to neighbouring crops (which have been implemented for maize and potatoes), the duty to inform local authorities and neighbouring farmers about the cultivation of GM crops, and the cleaning of equipment used for GM crops.



## Variety testing and plant breeders' rights

In Sweden, and many other countries, all developed crop varieties are protected by plantbreeders' rights according to the International Union for the Protection of New Varieties of Plants (UPOV). (In the US, certain crops are protected by patents.) This means that you need the rightholders' permission to propagate, promote, and sell the protected variety. The exception is the production of seeds from some crops for use on one's own farm (this does not apply to hybrids), but one still needs to pay some of the plant breeder's fee if the area of the farm exceeds a certain size.

For a variety to be protected (listed) in Sweden, it needs to be approved by the Board of Agriculture. The variety needs to be distinguishable from other varieties, uniform, and stable, that is, it does not change when it is propagated. Most crops also need to have a satisfying Value for Cultivation and Use (VCU). Varieties listed in other EU countries can be sold and grown in Sweden without additional testing.

All seeds sold in Sweden need to be certified. To be certified, the variety needs to be listed and of good quality in terms of germination rate, water content, pathogens and have a certain level of purity regarding, weed seeds, other seeds, and debris.

The plantbreeders' rights hold for a maximum of 25 to 30 years depending on the species. These rights do not, however, prevent others from using the protected varieties in research, trials, or as parents in breeding. For GM crops with patents it is the genetic modification that is protected by the patent, the variety is protected by the plant breeder's right.







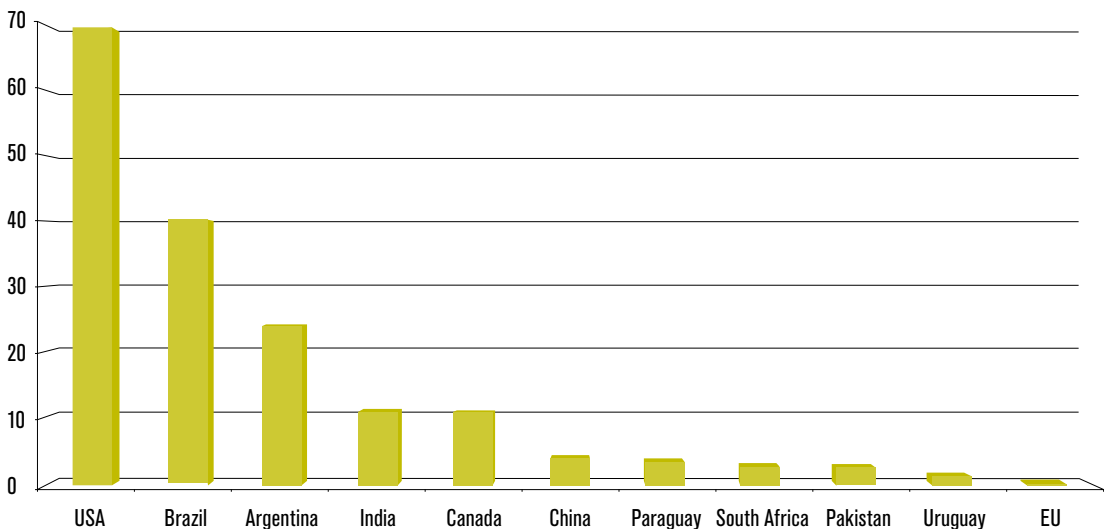
# Economic value of GM crops

**A large number** of studies have found a positive impact of GM crops on farm income due to a combination of enhanced productivity and efficiency gains. Estimates put the total cumulative economic impact of GM crops from 1996 to 2010 at 59 billion euros. The estimate for the year 2010 alone is nearly 11 billion euros, or an additional 4.3% of the global production value of the four main crops of soybeans, maize, rapeseed, and cotton.

The benefits to farmers come from higher yields and lower input costs. However, drawbacks to GM crops include higher seed prices and potentially lower prices for the final product. Added costs due to the need to segregate GM foods from conventional foods along the supply chain might further burden the food production system. The estimated distribution of benefits varies according to the methodology applied

by each researcher. It also depends very much on local institutional factors. For example, the total benefit from herbicide tolerant soybean is estimated to be distributed between consumers and the food processing industry (who together see 50% of the benefit), farmers (who see 28% of the benefit), and the biotech industry (which sees 22%). Some studies, however, put the benefits to the biotech industry at up to 30%–60%. In 2010, farmers had to pay 4 billion euros in royalties to the biotech companies in order to access this technology, and this accounts for an average of 38% of the estimated benefits to global farm income resulting from the application of GM crops.

There is also the issue of market power and appropriation of benefits because the intellectual property rights belong to a small number of firms that can charge high prices for seeds and



*Million hectares of GM crops grown commercially in 2013 per country. (Based on James 2013)*



Photo: Bryan Eastham



*Farmers have to pay royalties to the biotech companies in order to access the technology. In 2010, those fees accounted for an average of 38% of the estimated benefits (of the application of GM crops) to global farm income.*

thus appropriate a large share of the benefits. In a similar manner, the retailers, which are highly oligopolistic in most countries, are able to absorb a large share of the benefits by exercising their market power.

A geographic shift in the benefits of GMO applications toward developing countries has occurred in recent years. The increase in farm income has been larger in developing countries compared to developed countries, and this is mainly due to the lower baseline income of farmers in developing countries. Also, farmers in developing countries pay less for royalties due to weaker enforcement of intellectual property rights in these countries. Farmers in developing countries paid 20% of their additional income to royalties compared to 58% for farmers

in developed countries. There is increasing evidence of a growing black market for GM seeds. Farmers in Argentina, for example, have produced their own HT soybean seeds and refused to pay royalties to Monsanto, the biotech company that first developed the seed.

Several studies estimate that the global effects from the production of GM crops have led to lower food prices than would have been possible without the increased supply that these crops have provided. In general, however, the estimates of the benefits of GM crops vary according to the methodologies used in the different studies. In particular, there is a problem of self-selection bias in the estimates. Farmers who adopt GM technology are usually the most efficient farmers and have more access to



information, thus they tend to perform better than average regardless of whether they are growing GM crops or conventional crops. There is also an on-going debate on whether to include externalities – such as potential health hazards, threats to biodiversity, and loss of traditional agronomic practices – in the calculations. These are not included in the economic calculations cited above.

The approval of new GM crop varieties is time consuming and very costly, and the asynchronous approval of GM crops, especially between the US and Europe, has trade implications. Due to the different regulatory schemes in the two regions, the development and approval of new varieties in the US is far faster than in the EU. On the whole, biotech firms run a great risk when they develop a crop variety, and this has significant implications both upstream and downstream in the agri-food value chain.

Due to the asynchronicity in the approval process, when a biotech firm develops a new variety they need to have a strategy as to where and when to apply for approval. In their strategy, they have to consider not only the countries where the cultivation of the GM crop will take place but also where it will be imported to and eventually consumed. Therefore, they have to strategically plan the sequence and timing of their applications and to consider the costs carefully.

Regulatory systems to handle submissions and examinations for cultivation or import of GM crops currently exist in 33 countries, and most other countries are in the process of developing such systems. The differences among the regulatory systems are large and complicated, and the time and cost required to apply for approval can vary widely. The US, Canada, Japan, and a few other countries have

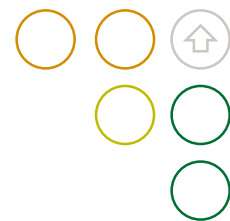
very similar regulatory regimes and approval procedures. The EU, however, and some other countries have a very cumbersome, costly, and slow process of approving new GM crops (see page 71). While the EU started to consider GM crops as early as 1997, it stopped considering petitions for regulatory approval in 2001 when six countries (Austria, France, Greece, Hungary, Germany, and Luxembourg) invoked a “safeguard clause”\*. In 2003, the US, Canada, Argentina, and ten other countries filed a complaint with the World Trade Organisation against the EU moratorium, which was lifted in 2004. The EU allowed GMOs only after mandatory labelling laws and full traceability of GM foods and feeds along the EU supply chain were implemented. As it is today, the review process takes on average almost twice as long in the EU compared to the US. There are no accurate estimates of the compliance costs in the EU for a new GM variety, but some estimates put the cost in the range of 6–12 million euros.

The economic implications of asynchronous approval of GM crops can be very significant. The widespread cultivation of GM crops that are approved in the exporting countries but not in the EU has the potential to lead to severe trade disruptions. As a consequence, EU livestock producers face the risk of being cut off from high-quality, protein-rich feed that is difficult to produce within the EU in sufficient quantities. The resulting loss in competitiveness of the EU livestock sector could then have implications for agricultural incomes and employment as well as effects on upstream and downstream industries. Significant increases in meat prices could potentially result in a situation where the EU begins to import meat from countries where animals are fed on GM crops that the EU producers are not allowed to use.

---

\*EU member states may plead to temporarily restrict or prohibit the use or sale of a GMO within their territory if they have justifiable reasons to consider that the GMO constitutes a risk to human health or the environment.





# Mistra Biotech

**Mistra Biotech** is an interdisciplinary research programme focusing on use of biotechnology for sustainable and competitive agriculture and food systems. Our vision is to contribute to the processes that will enable the Swedish agricultural and food sector to produce an increased amount of high-quality, healthy food at moderate costs with less inputs, decreased environmental impacts, and healthier crops and livestock. The goal is sustainable production systems from ecological, social, and economic perspectives. We perform research in both the natural and the social sciences.

Our research in the natural sciences is aimed at utilizing the potential of agricultural biotechnology to contribute to more sustainable food production.

Our research in the social sciences has its focus on the social, economic, and ethical aspects of the use of biotechnology in agricultural production.

With ability comes responsibility, and we take the concerns that have been raised about

potential negative effects of biotechnological breeding applications very seriously. For us, safety, control, and transparency are essential regardless of which technology is used.



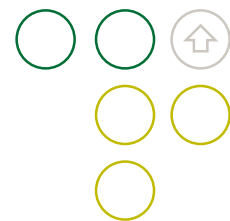
**Mistra Biotech involves** over 50 researchers, most of whom are employed by SLU with some working at KTH, Lund University, and other academic institutions. Mistra Biotech is financed by the Swedish Foundation for Strategic Environmental Research (Mistra) and the Swedish University of Agricultural Sciences (SLU). Many companies, agencies, and organisations support the programme with knowledge, expertise, and valuable feedback.





# Further reading

- Areal FJ, Riesgo L, & Rodríguez-Cerezo E. 2013. Economic and agronomic impact of commercialized GM crops: A meta-analysis. *Journal of Agricultural Science* 151: 7–33
- Brookes G, & Barfoot P. 2013. The global income and production effects of genetically modified (GM) crops 1996–2011. *GM Crops Food* 4: 74–83
- Comstock G. 2012. Ethics and genetically modified food. In Kaplan, D.M. (eds.) *The Philosophy of Food*. Berkeley: University of California Press
- Curtin SJ, Voytas DF, & Stupar RM. 2012. Genome engineering of crops with designer nucleases. *The Plant Genome* 5:42–50
- D'Eath RB, Conington J, Lawrence AB, Olsson IAS, & Sandøe P. 2010. Breeding for behavioural change in farm animals: practical, economic and ethical considerations. *Animal Welfare* 19: 17–27
- Einsiedel EF. 2005. Public perceptions of transgenic animals. *Scientific and Technical Review of the Office International des Epizooties* 24: 149–57
- Forabosco F, Löhmus M, Rydhmer L, & Sundström LF. 2013. Genetically modified farm animals and fish in agriculture: A review. *Livestock Science* 153: 1–9
- Gaj T, Gersbach CA, & Barbas CF. 2013. ZFN, TALEN, and CRISPR/Cas-based methods for genome engineering. *Trends in Biotechnology* 31:397–405
- Gjerris M. 2012. Animal Biotechnology: The Ethical Landscape, in Brunk CG & Hartley S *Designer Animals: Mapping the Issues in Animal Biotechnology*. Toronto: University of Toronto Press, pp. 47–70
- George EF, Hall MA, & De Klerk G-J. 2008. *Plant propagation by tissue culture*, 3rd edition, Exegetics, Basingstoke, UK
- Gregorowius D, Lindemann-Matthies P, & Huppenbauer M. 2012. Ethical discourse on the use of genetically modified crops: A review of academic publications in the fields of ecology and environmental ethics. *Journal of Agricultural Environmental Ethics* 25: 265–293
- James, C. 2013. Global status of commercialized Biotech/GM crops: 2013. *ISAAA Brief* No. 45. ISAAA: Ithaca, New York
- Jannink J-L, Lorenz AJ, & Iwata, H. 2010. Genomic selection in plant breeding: From theory to practice. *Briefings in Functional Genomics* 9: 166–177



Jorrín-Novo JV, Komatsu S, Weckwerth W, & Wienkoop S (eds.). 2014. *Plant Proteomics: Methods and Protocols* 2nd ed. Series: Methods in Molecular Biology 1072, Humana Press

Kalaitzandonakes N. 2011. The economic impacts of asynchronous authorizations and low level presence: An overview. *International Food and Agricultural Trade Policy Council*: Washington, DC.

Kingsbury N. 2009. *Hybrid, the history & science of plant breeding*. The University of Chicago Press.

Mannion A, & Morse S. 2013. GM crops 1996–2012: *A review of agronomic, environmental and socio-economic impacts*. University of Surrey, Centre for Environmental Strategy Working Paper 04/13

Meuwissen T, Hayes B, & Goddard M. 2013. Accelerating improvement of livestock with genomic selection. *Annual Review of Animal Biosciences* 1: 221–237

Podevin N, Davies HV, Hartung F, Nogué F, & Casacuberta JM. 2013. Site-directed nucleases: a paradigm shift in predictable, knowledge-based plant breeding. *Trends in Biotechnology* 31: 375–83

Primrose SB, & Twyman RM. 2006. *Principles of gene manipulation and genomics*. Blackwell Publishing

Riddihough G, & Zahn LM. 2013. What is epigenetics? *Science* 330: 611

Rollin BE. 1995. *The Frankenstein Syndrome. Ethical and social issues in the genetic engineering of animals*. Cambridge: Cambridge University Press

Slater A, Scott N, & Fowler M. 2003. *Plant biotechnology – the genetic manipulation of plants*. Oxford university press

[www.gmo.nu](http://www.gmo.nu)

[www.sjv.se](http://www.sjv.se)


[www.genteknik.se](http://www.genteknik.se)

**[www.slu.se/mistrabiotech](http://www.slu.se/mistrabiotech)**



# Glossary

Allele	- Alternative form of a gene.
Allopolyploid	- Polyploid with chromosomes derived from different species.
Autopolyploid	- Polyploid with multiple chromosome sets derived from a single species.
Chromosome	- A structure of DNA and associated proteins.
Cloning	- Development of an organism from a single somatic cell or nucleus.
Diploids	- Organism with two sets of chromosomes.
DNA	- Deoxyribonucleic acid. The large molecule that stores the genetic information in all cells.
Endonuclease	- Nuclease that cleaves within polynucleotide chains.
Exonuclease	- Nuclease that cleaves polynucleotide chains one by one from the ends.
Gamete	- Haploid reproductive cell produced by meiosis.
Genome	- The complete set of genes carried by an organism.
Genotype	- The genetic constitution of an organism.
Germ cell	- Reproductive cell that give rise to a gamete.
GMO	- Genetically Modified Organism. An organism in which the genetic material has been altered in a way that does not occur naturally by mating and/or natural recombination.
Haploid	- Cell only containing one set of chromosomes (comp. diploid).
Heritability	- Proportion of phenotypic variation in a population that depends on genetic variation.
Heterosis	- Hybrid vigour, superiority of the offspring in one or more characters over the parents.
Heterozygous	- Diploid organism with two different alleles at a given locus.
Hexaploid	- Organism with six sets of chromosomes.
Homozygote	- Organism with identical pairs of genes (or alleles) for a specific trait.
Locus	- Location of a gene.
Meristem	- Tissue in plants containing undifferentiated cells.
Metabolites	- Small cell molecules with various functions.
Microspore	- Plant spore that develop into male gametophyte and then sperm cell.



miRNA/ micro RNA	- Small non-coding RNA molecules regulating gene expression.
Meiosis	- Cell division resulting in gametes (egg or sperm) with half the number of chromosomes.
Messenger RNA - (mRNA)	- RNA molecules that transport genetic information from DNA to the ribosome, where they specify the amino acid sequence of the protein produced.
Mitos	- Cell division resulting in two cells with identical sets of chromosomes.
Mutation	- A change in the nucleotide sequence in an organism.
Nuclease	- Enzyme that cleaves the bonds between nucleotides.
Nucleotide	- The basic subunits of DNA; adenine, thymine, cytosine, and guanine. And RNA where the thymine is replaced by uracil.
Oligonucleotide	- Short, single-stranded DNA or RNA molecules.
Phenotype	- The result from the expression of an organism's genes + environmental factors and the interactions between the two.
Plasmid	- Short DNA, most commonly found as circular, double-stranded DNA in bacteria.
Polyploid	- Organism containing more than two paired (homologous) sets of chromosomes.
QTL	- Quantitative trait loci, DNA sequences containing or linked to the genes coding for a quantitative trait.
Ribosome	- The large and complex molecule where mRNA is translated into proteins.
RNA	- Ribonucleic acid, a family of molecules that perform coding, decoding, regulation, and expression of genes.
Somatic cell	- Cell other than a gamete, germ cell or undifferentiated stem cell.
Totipotent	- A cell with the ability to divide and produce all of the differentiated cells in an organism.
Transcription	- When DNA is copied to messenger RNA (the first step of gene expression).
Transformation	- Introduction of exogenous DNA into the genome.
Transgenic	- Organism into which genes from another species have been deliberately introduced through genetic modification.
Translation	- Decoding of messenger RNA into an amino acid chain that later is folded into a protein.





## **SHAPING OUR FOOD...**

You may not have thought about why tomatoes look the way they do, why our pets and farm animals are so calm and friendly, or how it is possible to get a watermelon without any seeds in it. Although the breeding of plants and livestock have shaped more or less everything we eat, few people know about the scientific achievements and the tedious work that results in the food we see on our plates every day.

With this book we wish to give an overview of the background of domestication and breeding, from the beginning of farming more than 10,000 years ago to the molecular work of today. We present the basics of the structures and functions of genes, describe why and how different breeding methods are applied to crops and livestock, and give some insight into legislation surrounding the use of biotechnology in breeding in the EU and in Sweden. We also provide an overview of different products produced through genetic modification, a summary of the economic impact of such crops, and some ethical issues related to breeding in general and to genetic modification in particular.

*This book is published within the research programme Mistra Biotech that is financed by the Swedish Foundation for Strategic Environmental Research (Mistra) and the Swedish University of Agricultural Sciences (SLU).*

